

Measurement of dijet azimuthal decorrelation in pp collisions at $\sqrt{s} = 8$ TeV

CMS Collaboration*

CERN, 1211 Geneva 23, Switzerland

Received: 13 February 2016 / Accepted: 31 August 2016 / Published online: 30 September 2016

© CERN for the benefit of the CMS collaboration 2016. This article is published with open access at Springerlink.com

Abstract A measurement of the decorrelation of azimuthal angles between the two jets with the largest transverse momenta is presented for seven regions of leading jet transverse momentum up to 2.2 TeV. The analysis is based on the proton-proton collision data collected with the CMS experiment at a centre-of-mass energy of 8 TeV corresponding to an integrated luminosity of 19.7 fb^{-1} . The dijet azimuthal decorrelation is caused by the radiation of additional jets and probes the dynamics of multijet production. The results are compared to fixed-order predictions of perturbative quantum chromodynamics (QCD), and to simulations using Monte Carlo event generators that include parton showers, hadronization, and multiparton interactions. Event generators with only two outgoing high transverse momentum partons fail to describe the measurement, even when supplemented with next-to-leading-order QCD corrections and parton showers. Much better agreement is achieved when at least three outgoing partons are complemented through either next-to-leading-order predictions or parton showers. This observation emphasizes the need to improve predictions for multijet production.

1 Introduction

Hadronic jets with large transverse momenta p_T are produced in high-energy proton-proton collisions when two partons interact with high momentum transfer via the strong force. At leading order (LO) in perturbative quantum chromodynamics (pQCD), two final-state partons are produced back-to-back in the transverse plane. For this case, the azimuthal angular separation between the two leading p_T jets in the transverse plane, $\Delta\phi_{\text{dijet}} = |\phi_{\text{jet1}} - \phi_{\text{jet2}}|$, equals π . The nonperturbative effects of multiparton interactions or hadronization disturb this correlation only mildly, and $\Delta\phi_{\text{dijet}} \approx \pi$ still holds. However, the production of a third high- p_T jet leads

to a decorrelation in azimuthal angle. The smallest achievable value of $\Delta\phi_{\text{dijet}} = 2\pi/3$ occurs in a symmetric star-shaped 3-jet configuration. Fixed-order calculations in pQCD for 3-jet production with up to four outgoing partons provide next-to-leading-order (NLO) predictions for the region of $2\pi/3 \leq \Delta\phi_{\text{dijet}} < \pi$. If more than three jets are produced, the azimuthal angle between the two leading jets can approach zero, although very small angular separations are suppressed because of the finite jet sizes for a particular jet algorithm. The measurement of the dijet azimuthal angular decorrelation is an interesting tool to gain insight into multijet production processes without measuring jets beyond the leading two.

This paper reports the measurement of the normalized dijet differential cross section as a function of the dijet azimuthal angular separation,

$$\frac{1}{\sigma_{\text{dijet}}} \frac{d\sigma_{\text{dijet}}}{d\Delta\phi_{\text{dijet}}}, \quad (1)$$

for seven regions of the leading jet p_T , p_T^{max} , within a rapidity region of $|y| < 2.5$. Experimental and theoretical uncertainties are reduced by normalizing the $\Delta\phi_{\text{dijet}}$ distribution to the total dijet cross section σ_{dijet} within each region of p_T^{max} . For the first time, azimuthal angular separations $\Delta\phi_{\text{dijet}}$ over the full phase space from 0 to π are covered. Comparisons are made to fixed-order predictions up to NLO for 3-jet production, and to NLO and LO dijet as well as to tree-level multijet production, each matched with parton showers and complemented with multiparton interactions and hadronization.

The measurement is performed using data collected during 2012 with the CMS experiment at the CERN LHC, corresponding to an integrated luminosity of 19.7 fb^{-1} of proton-proton collisions at $\sqrt{s} = 8$ TeV. Previous measurements of dijet azimuthal decorrelation were reported by the D0 Collaboration in $p\bar{p}$ collisions at $\sqrt{s} = 1.96$ TeV at the Tevatron [1,2], and by the CMS and ATLAS Collaborations in pp collisions at $\sqrt{s} = 7$ TeV at the LHC [3,4].

* e-mail: cms-publication-committee-chair@cern.ch

2 The CMS detector

A detailed description of the CMS detector, together with a definition of the coordinate system used and the relevant kinematic variables, can be found in Ref. [5]. The central feature of the CMS detector is a superconducting solenoid, 13 m in length and 6 m in inner diameter, providing an axial magnetic field of 3.8 T. Within the field volume are a silicon pixel and strip tracker, a lead tungstate crystal electromagnetic calorimeter (ECAL) and a brass and scintillator hadron calorimeter (HCAL), each composed of a barrel and two endcap sections. Charged particle trajectories are measured by the tracker with full azimuthal coverage within pseudorapidities $|\eta| < 2.5$. The ECAL, which is equipped with a preshower detector in the endcaps, and the HCAL cover the region $|\eta| < 3$. In addition to the barrel and endcap detectors, CMS has extensive forward calorimetry, which extends the coverage up to $|\eta| < 5$. Finally, muons are measured up to $|\eta| < 2.4$ by gas-ionization detectors embedded in the steel flux-return yoke outside the solenoid.

3 Event reconstruction and selection

This measurement uses data samples that were collected with single-jet high-level triggers (HLT) [6]. Four such single-jet HLTs were considered that require at least one jet in the event to have $p_T > 140, 200, 260,$ and 320 GeV, respectively. All triggers were prescaled during the 2012 run except the highest-threshold trigger. The integrated luminosity \mathcal{L} for the four trigger samples is shown in Table 1. The trigger efficiency is estimated using triggers with lower p_T thresholds. Using these four jet-energy thresholds gives 100 % trigger efficiencies in the corresponding four momentum regions $200 < p_T^{\max} < 300$ GeV, $300 < p_T^{\max} < 400$ GeV, $400 < p_T^{\max} < 500$ GeV, and $p_T^{\max} > 500$ GeV.

Particles are reconstructed and identified using a particle-flow (PF) algorithm, which combines the information from the individual subdetectors [7,8]. The four-vectors of particle candidates, reconstructed by the above technique, are used as input to the jet-clustering algorithm. Jets are reconstructed using the infrared- and collinear-safe anti- k_T clustering algorithm with a distance parameter $R = 0.7$ [9]. The clustering is performed with the FASTJET package [10] using four-momentum summation.

Table 1 The integrated luminosity for each trigger sample considered in this analysis

HLT p_T threshold (GeV)	140	200	260	320
\mathcal{L} (fb $^{-1}$)	0.06	0.26	1.06	19.7

The reconstructed jets require small additional energy corrections to account for various reconstruction inefficiencies in tracks and clusters in the PF algorithm. These jet energy corrections [11] are derived using (1) simulated events, generated with PYTHIA 6.4.22 [12] with tune Z2* [13,14] and processed through the CMS detector simulation based on GEANT4 [15], and (2) measurements containing dijet, photon+jet, and Z+jet events. The jet energy corrections, which depend on the η and p_T of the jet, are applied to the jet four-momentum vectors as multiplicative factors [16]. The overall factor is typically 1.2 or smaller, approximately uniform in η , and is 1.05 or smaller for jets having $p_T > 100$ GeV. An offset correction is applied to take into account the extra energy clustered into jets from additional proton-proton interactions within the same or neighbouring bunch crossings (in-time and out-of-time pileup) [11]. Pileup effects are important only for jets with low p_T and become negligible for jets with $p_T > 200$ GeV. The current measurement is, therefore, insensitive to pileup effects on jet energy calibration.

Each event is required to have at least one vertex reconstructed offline [17] with a position along the beam line that is within 24 cm of the nominal interaction point. To suppress nonphysical jets, i.e. jets resulting from noise in the ECAL and/or HCAL calorimeters, stringent criteria [18] are applied for identifying jets: each jet should contain at least two particles, one of which is a charged hadron, and the jet energy fraction carried by neutral hadrons and photons should be less than 90 %. The efficiency for identifying physical jets using these criteria is greater than 99 %.

The two leading jets, which define $\Delta\phi_{\text{dijet}}$, are selected by considering all jets in the event with $p_T > 100$ GeV and an absolute rapidity $|y| < 5$. Events are selected in which the leading jet p_T exceeds 200 GeV and the rapidities y_1 and y_2 of the two leading jets lie within the tracker coverage of $|y| < 2.5$.

To reduce the background from $t\bar{t}$ and heavy vector boson production, the variable $\cancel{E}_T/\sum E_T$ is used. The sum of the transverse energies is $\sum E_T = \sum_i E_i \sin\theta_i$, and the missing transverse energy $\cancel{E}_T = \sqrt{[\sum_i (E_i \sin\theta_i \cos\phi_i)]^2 + [\sum_i (E_i \sin\theta_i \sin\phi_i)]^2}$, where θ is the polar angle and the sum runs over all PF candidates in the event. A noticeable fraction of high- p_T jet events with large \cancel{E}_T emerges from $t\bar{t}$ production with semileptonically decaying b quarks. In addition, Z/W+jet(s) events with Z decays to neutrinos and W decays into charged leptons with neutrinos have high \cancel{E}_T values. The distributions of the variable $\cancel{E}_T/\sum E_T$ are shown in Fig. 1 for the two regions $\Delta\phi_{\text{dijet}} < \pi/2$ (top) and $\pi/2 < \Delta\phi_{\text{dijet}} < \pi$ (bottom). The data (points) are compared to simulated events (stacked), using MADGRAPH 5.1.3.30 [19] matched to PYTHIA6 [12] for event generation. Although some deviations of the simulation with respect to the data are visible in Fig. 1 (cf. Ref. [20]),

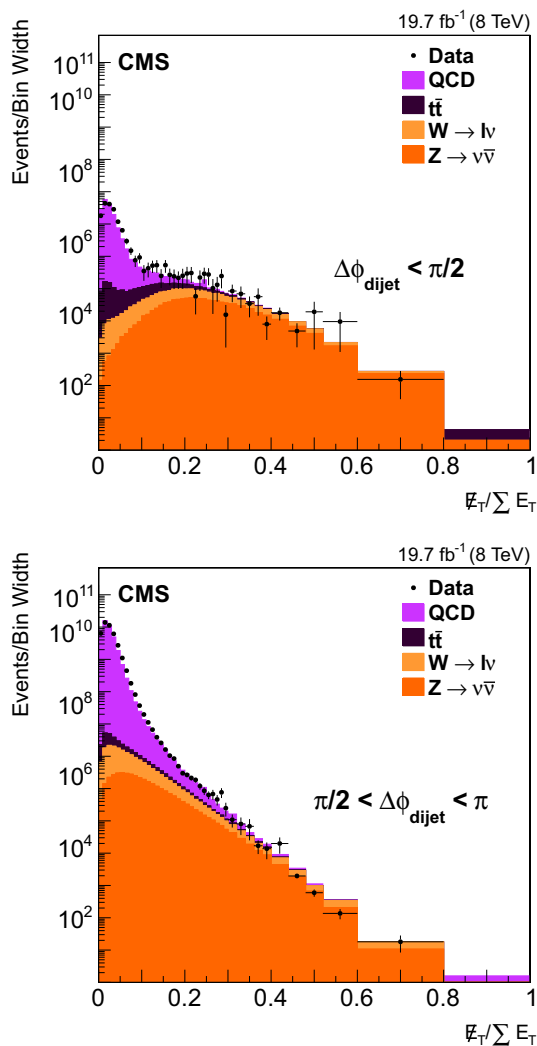


Fig. 1 Distribution of $E_T / \sum E_T$ for data (points) in comparison with simulated jet production and other processes with large E_T (stacked) separately for the two regions $\Delta\phi_{\text{dijet}} < \pi/2$ (top) and $\pi/2 < \Delta\phi_{\text{dijet}} < \pi$ (bottom). The main contribution of events with large E_T in the final state is caused by processes such as $Z/W + \text{jet(s)}$ with $Z \rightarrow \nu\bar{\nu}$ and $W \rightarrow \ell\nu$

the distributions allow a selection criterion to be optimized with respect to the ratio of signal over background. Events with $E_T / \sum E_T > 0.1$ are rejected in both regions of $\Delta\phi_{\text{dijet}}$ considered in Fig. 1, which corresponds to about 0.7 % of the data sample. Negligible background fractions of ≈ 1 % and ≈ 0.1 % remain for the two regions $\Delta\phi_{\text{dijet}} < \pi/2$ and $\pi/2 < \Delta\phi_{\text{dijet}} < \pi$, respectively.

4 Measurement of the dijet cross section differential in $\Delta\phi_{\text{dijet}}$

The normalized dijet cross section differential in $\Delta\phi_{\text{dijet}}$ (Eq. 1) is corrected for detector smearing effects and unfolded

to the level of stable (decay length $c\tau > 1$ cm) final-state particles. In this way, a direct comparison of the measurement with corresponding results from other experiments and with QCD predictions can be made.

The unfolding method is based on the matrix inversion algorithm implemented in the software package ROOUNFOLD [21]. Unfolding uses a response matrix that maps the distribution at particle-level onto the measured one. The response matrix is derived from a simulation that uses the true dijet cross section distribution from PYTHIA6 with tune Z2* [13] as input, and introduces the smearing effects by taking into account the $\Delta\phi_{\text{dijet}}$ resolution. As a cross-check, the response matrix was filled from event samples that have been passed through a detector simulation. No significant difference was observed. The unfolded distributions differ from the raw distributions by 3–4 % for $\Delta\phi_{\text{dijet}} < \pi/2$ and by less than 3 % for $\pi/2 < \Delta\phi_{\text{dijet}} < \pi$. A two-dimensional unfolding based on the iterative D’Agostini algorithm [22], which corrects for the smearing effects by taking into account both $\Delta\phi_{\text{dijet}}$ and p_T resolutions, gives almost identical results.

The main systematic uncertainties arise from the estimation of the jet energy scale (JES) calibration, the jet p_T resolution, and the unfolding correction. The JES uncertainty is estimated to be 1.0–2.5 % for PF jets, depending on the jet p_T and η [11, 16, 23]. The resulting uncertainties in the normalized $\Delta\phi_{\text{dijet}}$ distributions range from 7 % at $\Delta\phi_{\text{dijet}} \approx 0$ via 3 % at $\pi/2$ to 1 % at π .

The jet p_T resolution is determined from a full detector simulation using events generated by PYTHIA6 with tune Z2*, and is scaled by factors derived from data [11]. The effect of the jet p_T resolution uncertainty is estimated by varying it by one standard deviation up and down, and comparing the $\Delta\phi_{\text{dijet}}$ distributions before and after the changes. This results in a variation in the normalized $\Delta\phi_{\text{dijet}}$ distributions ranging from 5 % at $\Delta\phi_{\text{dijet}} \approx 0$ via 3 % at $\pi/2$ to 0.5 % at π .

The uncertainty in the unfolding correction factors is estimated by checking the dependence of the response matrix on the choice of the Monte Carlo (MC) generator. An alternative response matrix is built using the HERWIG++ 2.5.0 [24] event generator with the default tune of version 2.3. The observed effect is less than 1 %. An additional systematic uncertainty obtained by varying the $\Delta\phi_{\text{dijet}}$ resolution by ± 10 % to determine the unfolding correction factors is estimated to be of the order of 1 %. This variation of the $\Delta\phi_{\text{dijet}}$ resolution by ± 10 % is motivated by the observed difference between data and simulation in the $\Delta\phi_{\text{dijet}}$ resolution. A total systematic unfolding uncertainty of 1 % accounts for the choice of the MC generator in building the response matrix and the $\Delta\phi_{\text{dijet}}$ resolution.

The unfolded dijet cross section differential in $\Delta\phi_{\text{dijet}}$ and normalized by the dijet cross section integrated over the entire phase space is shown in Fig. 2 for seven p_T^{max} regions. Each

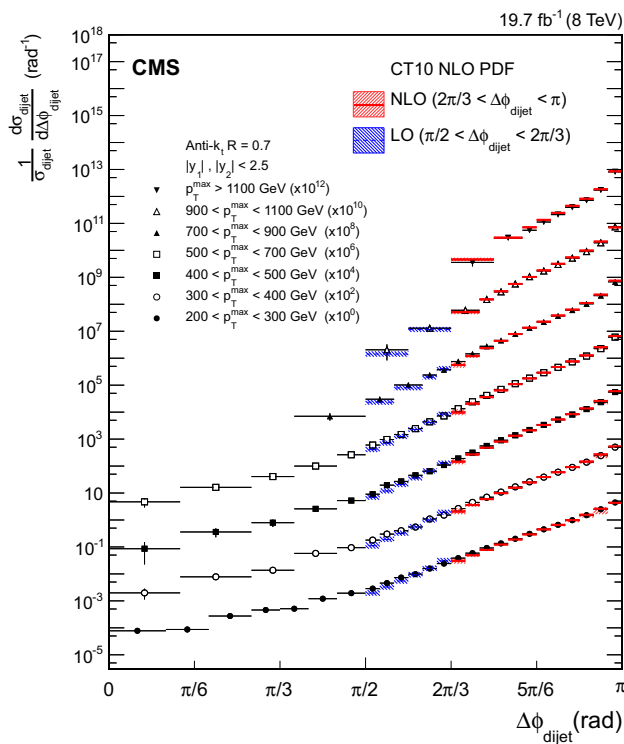


Fig. 2 Normalized dijet cross section differential in $\Delta\phi_{\text{dijet}}$ for seven p_T^{max} regions, scaled by multiplicative factors for presentation purposes. The error bars on the data points include statistical and systematic uncertainties. Overlaid on the data (points) are predictions from LO (dashed line; $\pi/2 \leq \Delta\phi_{\text{dijet}} < 2\pi/3$) and NLO (solid line; $2\pi/3 \leq \Delta\phi_{\text{dijet}} \leq \pi$) calculations using the CT10 NLO PDF set. The PDF, α_S , and scale uncertainties are added in quadrature to give the total theoretical uncertainty, which is indicated by the downwards-diagonally (LO) and upwards-diagonally (NLO) hatched regions around the theory lines

region is scaled by a multiplicative factor for presentation purposes. The $\Delta\phi_{\text{dijet}}$ distributions are strongly peaked at π and become steeper with increasing p_T^{max} . Overlaid on the data for $\Delta\phi_{\text{dijet}} > \pi/2$ are predictions from pQCD, presented in more detail in the next section, using parton distribution functions (PDF) of the CT10 PDF set.

5 Comparison to theoretical predictions

5.1 Predictions from fixed-order calculations in pQCD

The theoretical predictions for the normalized dijet cross section differential in $\Delta\phi_{\text{dijet}}$ are based on a 3-jet calculation at NLO. The correction of nonperturbative (NP) effects, which account for multiparton interactions (MPI) and hadronization, is studied using event samples simulated with the PYTHIA6 (tune Z2*) and HERWIG++ (tune 2.3) event generators. Small NP effects are expected, since this measurement deals with a normalized distribution. These corrections are

Table 2 The PDF sets used to compare the data with expectations, together with the corresponding maximum number of flavours N_f and the default values of $\alpha_S(M_Z)$

Base set	Refs.	N_f	$\alpha_S(M_Z)$
ABM11	[30]	5	0.1180
CT10	[31]	≤ 5	0.1180
HERAPDF1.5	[32]	≤ 5	0.1176
MSTW2008	[33]	≤ 5	0.1202
NNPDF21	[34]	≤ 6	0.1190

found to be of the order of 1 %, roughly at the limit of the accuracy of the MC simulations. Therefore NP corrections are considered to be negligible and are not applied.

The fixed-order calculations are performed using the NLOJET++ program version 4.1.3 [25,26] within the framework of the FASTNLO package version 2.3.1 [27]. The differential cross section is calculated for 3-jet production at NLO, i.e. up to terms of order α_S^4 , with three or four partons in the final state. This calculation has LO precision in the region $\pi/2 \leq \Delta\phi_{\text{dijet}} < 2\pi/3$ and NLO precision for $2\pi/3 \leq \Delta\phi_{\text{dijet}} < \pi$. The bin including $\Delta\phi_{\text{dijet}} = \pi$ is computed from the NLO dijet cross section within this bin. For each region in p_T^{max} , the differential cross section is normalized to the dijet cross section calculated at LO for $\pi/2 \leq \Delta\phi_{\text{dijet}} < 2\pi/3$ and at NLO, i.e. up to terms proportional to α_S^3 , for $2\pi/3 \leq \Delta\phi_{\text{dijet}} \leq \pi$. The use of the LO dijet cross section for the normalization in the region $\pi/2 \leq \Delta\phi_{\text{dijet}} < 2\pi/3$ leads to an improved description of the data and avoids artificially increased scale uncertainties as described in Refs. [28,29]. Of course, this difference in normalization leads to a discontinuity proportional to $\sigma_{\text{dijet}}^{\text{NLO}}/\sigma_{\text{dijet}}^{\text{LO}}$ at $\Delta\phi_{\text{dijet}} = 2\pi/3$.

The number of quark flavours that are assumed to be massless is set to five, and the renormalization and factorization scales, μ_r and μ_f , are chosen to be equal to p_T^{max} . The PDF sets with NLO evolutions used in the calculations are tabulated in Table 2. The ABM11 PDF set utilizes a fixed flavour number scheme, whereas the rest of the PDF sets use a variable flavour number scheme. The maximum number of flavours is denoted by N_f .

The uncertainties due to the renormalization and factorization scales are evaluated by varying the default choice of $\mu_r = \mu_f = p_T^{\text{max}}$ between $p_T^{\text{max}}/2$ and $2p_T^{\text{max}}$, simultaneously in the differential cross section and in the total cross section, in the following six combinations: $(\mu_r/p_T^{\text{max}}, \mu_f/p_T^{\text{max}}) = (1/2, 1/2), (1/2, 1), (1, 1/2), (1, 2), (2, 1),$ and $(2, 2)$. The PDF uncertainties are evaluated according to the prescriptions for the CT10 PDF set in Ref. [35]. The CT10 PDF set employs the eigenvector method with upward and downward variations for each eigenvector. To evaluate the uncertainty due to the value of the strong cou-

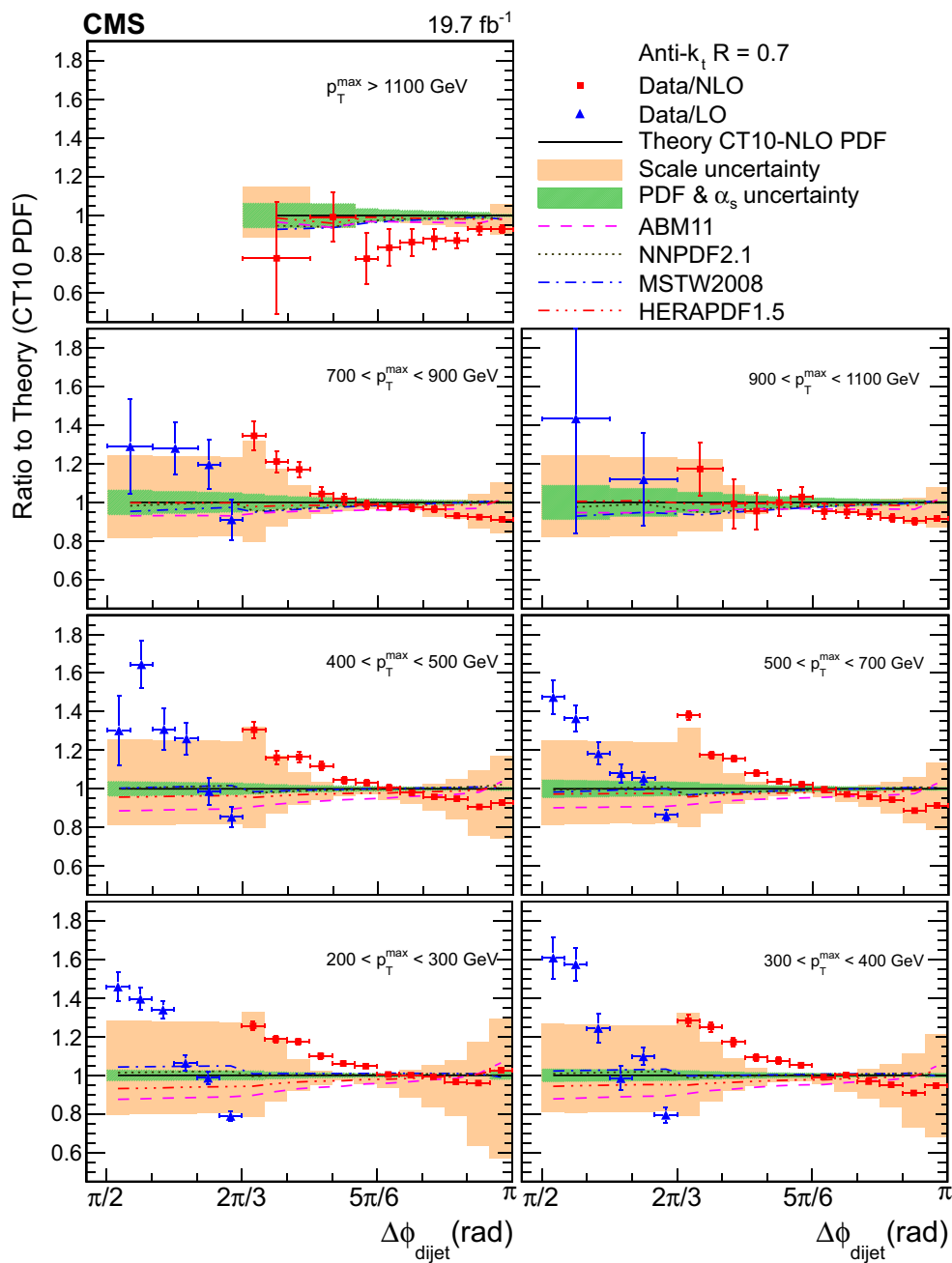


Fig. 3 Ratios of the normalized dijet cross section differential in $\Delta\phi_{\text{dijet}}$ to LO (triangles) and NLO (squares) pQCD predictions using the CT10 PDF set at next-to-leading evolution order for all p_T^{max} regions. The error bars on the data points represent the total experimental uncertainty, which is the quadratic sum of the statistical and systematic uncer-

ainties. The uncertainties of the theoretical predictions are shown as inner band (PDF & α_s) and outer band (scales). The predictions using various other PDF sets relative to CT10 are indicated with different line styles

pling constant at 68 % confidence level, $\alpha_s(M_Z)$ is varied by ± 0.001 as recommended in Ref. [36].

The results of fixed-order calculations with the CT10 PDF set are overlaid on the data for $\Delta\phi_{\text{dijet}} > \pi/2$ in Fig. 2. Figure 3 shows the ratio of the normalized dijet cross section differential in $\Delta\phi_{\text{dijet}}$ to theory calculated using the CT10 PDF set, together with the combined PDF and α_s uncertainty (inner

band), and the scale uncertainty (outer band). Also shown are the ratios of theory derived with the alternative PDF sets ABM11 (dashed line), HERAPDF1.5 (dashed–three-dotted line), MSTW2008 (dashed-dotted line), and NNPDF2.1 (dotted line) compared to the prediction with the CT10 PDFs.

The fixed-order calculations agree with the data for azimuthal angular separations larger than $5\pi/6$ except for the

highest p_T^{\max} region, where they exceed the data. For smaller $\Delta\phi_{\text{dijet}}$ values between $2\pi/3$ and $5\pi/6$, in particular where the estimate of the theoretical uncertainties becomes small, systematic discrepancies are exhibited that diminish with increasing p_T^{\max} . In the 4-jet LO region with $\Delta\phi_{\text{dijet}} < 2\pi/3$, the pattern of increasing deviations towards smaller $\Delta\phi_{\text{dijet}}$ and decreasing deviations towards larger p_T^{\max} is repeated, but with less significance because of the larger scale uncertainty. Similar observations were made in the previous CMS measurement [3], which exhibited larger discrepancies in the 4-jet region due to the normalization to the NLO dijet cross section instead of a LO one.

5.2 Predictions from fixed-order calculations matched to parton shower simulations

The PYTHIA6 [12], PYTHIA8 [37], and HERWIG++ [24] event generators complement LO dijet matrix elements with parton showers to simulate higher-order processes. Both PYTHIA versions, PYTHIA6 with the Z2* tune [13] and PYTHIA8 with the CUETM1 tune [14], employ p_T -ordered parton showers [38,39], while HERWIG++ with the default tune of version 2.3 uses a coherent-branching algorithm with angular ordering of the showers [40].

The MADGRAPH program version 5.1.5.7 [19] supplies the results of LO matrix element calculations with two to four outgoing partons that can be matched to the implementations of parton showers, hadronization, and MPI of the event generators. In this analysis, it is interfaced with PYTHIA6 with tune Z2* using the MLM matching procedure [41] to avoid any double counting between tree-level and parton shower generated parton configurations.

The POWHEG framework [42–44] provides an NLO dijet calculation [45] that can also be matched via the parton showers to event generators. Here, POWHEG is used with the CT10NLO PDF set and is interfaced to PYTHIA8 with the CUET [14] tune, which employs the LO CTEQ6L1 [35] PDF set. Predictions with parton showers matched to a NLO 3-jet calculation using POWHEG [46] or MADGRAPH5_AMC@NLO [47] would be even more relevant for a multijet topology. They could not, however, be included within the timescale of this analysis. Approaching azimuthal angular separations close to π , it might also be interesting to compare to predictions employing the technique of p_T resummation [48].

In Fig. 4 the normalized dijet cross section differential in $\Delta\phi_{\text{dijet}}$ is compared to the predictions from fixed-order calculations supplemented with parton showers, hadronization, and MPI. The error bars on the data points represent the total experimental uncertainty, which is the quadratic sum of the statistical and systematic uncertainties. Figure 5 shows the ratios of these predictions to the normalized dijet cross section differential in $\Delta\phi_{\text{dijet}}$, for the seven p_T^{\max} regions.

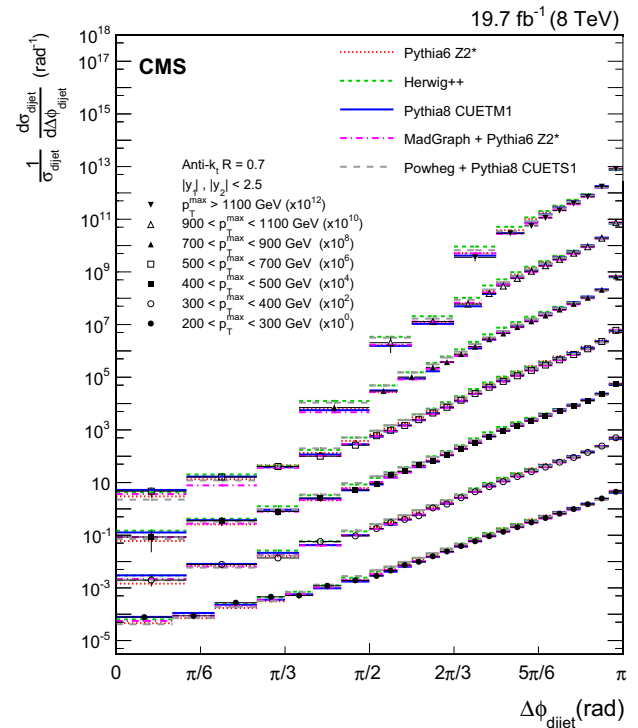


Fig. 4 Normalized dijet cross section differential in $\Delta\phi_{\text{dijet}}$ for seven p_T^{\max} regions, scaled by multiplicative factors for presentation purposes. The error bars on the data points include statistical and systematic uncertainties. Overlaid on the data are predictions from the PYTHIA6, HERWIG++, PYTHIA8, MADGRAPH + PYTHIA6, and POWHEG + PYTHIA8 event generators

The solid band indicates the total experimental uncertainty and the error bars on the MC points represent the statistical uncertainties in the simulated data.

Among the LO dijet event generators PYTHIA6, PYTHIA8, and HERWIG++, PYTHIA8 exhibits the smallest deviations from the measurements. PYTHIA6 and HERWIG++ systematically overshoot the data, particular around $\Delta\phi_{\text{dijet}} = 5\pi/6$. The best description of the measurement is given by the tree-level multiparton event generator MADGRAPH interfaced with PYTHIA6 for showering, hadronization, and MPI. The POWHEG generator (here used only in the NLO dijet mode) matched to PYTHIA8 shows deviations from the data similar to the LO dijet event generators.

6 Summary

A measurement is presented of the normalized dijet cross section differential in the azimuthal angular separation $\Delta\phi_{\text{dijet}}$ of the two jets leading in p_T for seven regions in the leading-jet transverse momentum p_T^{\max} . The data set of pp collisions at 8 TeV centre-of-mass energy collected in 2012 by the CMS

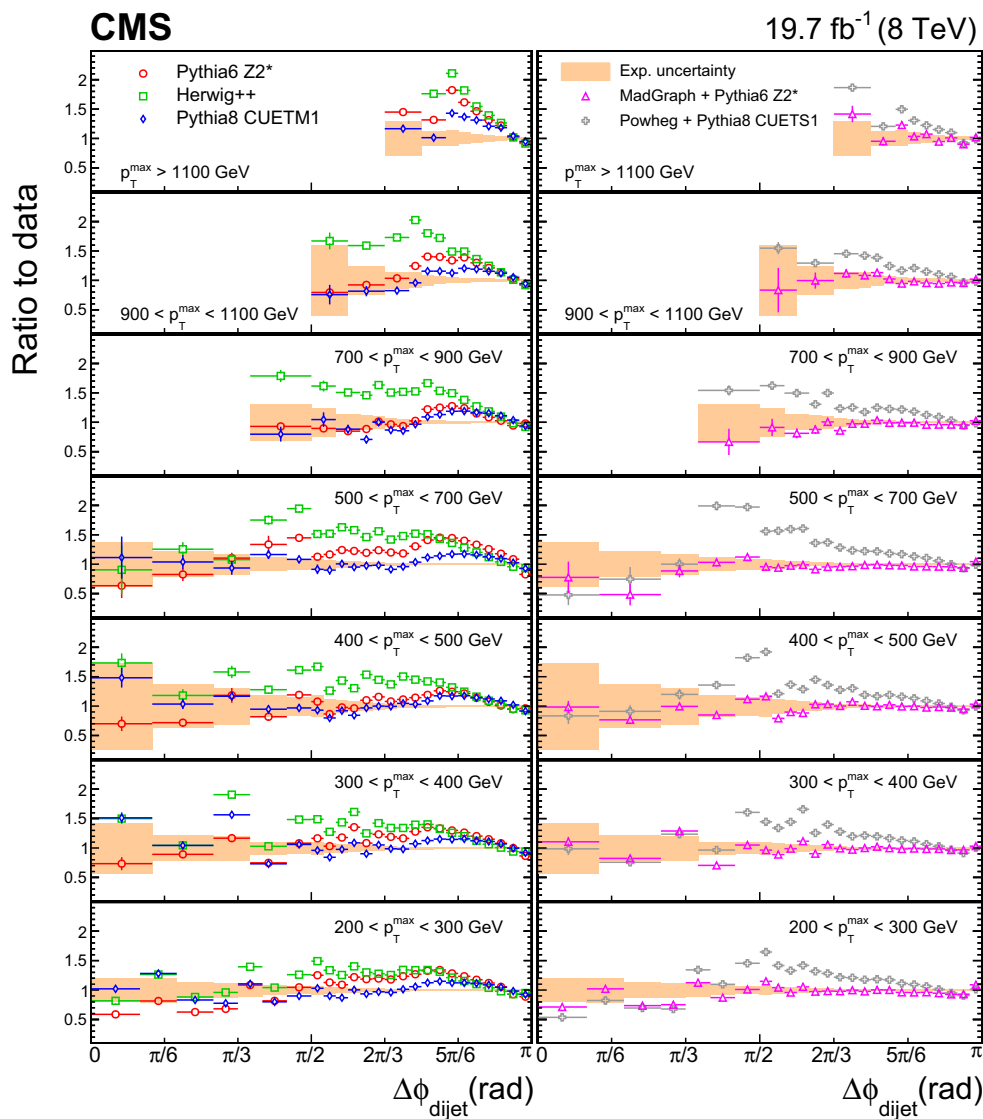


Fig. 5 Ratios of PYTHIA6, HERWIG++, PYTHIA8, MADGRAPH + PYTHIA6, and POWHEG + PYTHIA8 predictions to the normalized dijet cross section differential in $\Delta\phi_{\text{dijet}}$, for all p_T^{max} regions. The *solid band*

indicates the total experimental uncertainty and the *error bars* on the MC points represent the statistical uncertainties of the simulated data

experiment and corresponding to an integrated luminosity of 19.7 fb^{-1} is analysed.

The measured distributions in $\Delta\phi_{\text{dijet}}$ are compared to calculations in perturbative QCD for 3-jet production with up to four outgoing partons that provide NLO predictions for the range of $2\pi/3 \leq \Delta\phi_{\text{dijet}} < \pi$ and LO predictions for $\pi/2 \leq \Delta\phi_{\text{dijet}} < 2\pi/3$. The NLO predictions describe the data down to values of $\Delta\phi_{\text{dijet}} \approx 5\pi/6$, but deviate increasingly when approaching the 4-jet region, starting at $\Delta\phi_{\text{dijet}} = 2\pi/3$, particularly at low p_T^{max} . The pattern of increasing deviations towards smaller $\Delta\phi_{\text{dijet}}$ and decreasing deviations towards larger p_T^{max} is repeated in the 4-jet LO region with $\Delta\phi_{\text{dijet}} < 2\pi/3$, but with less significance because of the larger scale uncertainty.

In a comparison of the normalized $\Delta\phi_{\text{dijet}}$ distributions to the LO dijet event generators PYTHIA6, PYTHIA8, and HERWIG++, PYTHIA8 gives the best agreement. PYTHIA6 and HERWIG++ systematically overshoot the data, particularly for $\Delta\phi_{\text{dijet}} \approx 5\pi/6$. A good overall description of the measurement is provided by the tree-level multijet event generator MADGRAPH in combination with PYTHIA6 for showering, hadronization, and multiparton interactions. The dijet NLO calculations from POWHEG matched to PYTHIA8 exhibit deviations similar to the LO dijet event generators. Improved multijet predictions can be expected from 3-jet NLO calculations matched to parton showers like from POWHEG or MADGRAPH5_AMC@NLO.

Similar observations were reported previously by CMS [3] and ATLAS [4], but with less significance because of the smaller data sets. The extension to $\Delta\phi_{\text{dijet}}$ values below $\pi/2$, the improved LO description in the 4-jet region $\pi/2 \leq \Delta\phi_{\text{dijet}} < 2\pi/3$, and the comparison to dijet NLO calculations matched to parton showers are new results of the present analysis.

Acknowledgments We acknowledge discussions and comparisons with P. Sun, C. P. Yuan, and F. Yuan following the approach of [48]. We congratulate our colleagues in the CERN accelerator departments for the excellent performance of the LHC and thank the technical and administrative staffs at CERN and at other CMS institutes for their contributions to the success of the CMS effort. In addition, we gratefully acknowledge the computing centres and personnel of the Worldwide LHC Computing Grid for delivering so effectively the computing infrastructure essential to our analyses. Finally, we acknowledge the enduring support for the construction and operation of the LHC and the CMS detector provided by the following funding agencies: BMWF and FWF (Austria); FNRS and FWO (Belgium); CNPq, CAPES, FAPERJ, and FAPESP (Brazil); MES (Bulgaria); CERN; CAS, MoST, and NSFC (China); COLCIENCIAS (Colombia); MSES and CSF (Croatia); RPF (Cyprus); MoER, ERC IUT and ERDF (Estonia); Academy of Finland, MEC, and HIP (Finland); CEA and CNRS/IN2P3 (France); BMBF, DFG, and HGF (Germany); GSRT (Greece); OTKA and NIH (Hungary); DAE and DST (India); IPM (Iran); SFI (Ireland); INFN (Italy); MSIP and NRF (Republic of Korea); LAS (Lithuania); MOE and UM (Malaysia); CINVESTAV, CONACYT, SEP, and UASLP-FAI (Mexico); MBIE (New Zealand); PAEC (Pakistan); MSHE and NSC (Poland); FCT (Portugal); JINR (Dubna); MON, RosAtom, RAS and RFBR (Russia); MESTD (Serbia); SEIDI and CPAN (Spain); Swiss Funding Agencies (Switzerland); MST (Taipei); ThEPCenter, IPST, STAR and NSTDA (Thailand); TUBITAK and TAEK (Turkey); NASU and SFFR (Ukraine); STFC (United Kingdom); DOE and NSF (USA). Individuals have received support from the Marie-Curie programme and the European Research Council and EPLANET (European Union); the Leventis Foundation; the A. P. Sloan Foundation; the Alexander von Humboldt Foundation; the Belgian Federal Science Policy Office; the Fonds pour la Formation à la Recherche dans l'Industrie et dans l'Agriculture (FRIA-Belgium); the Agentschap voor Innovatie door Wetenschap en Technologie (IWT-Belgium); the Ministry of Education, Youth and Sports (MEYS) of the Czech Republic; the Council of Science and Industrial Research, India; the HOMING PLUS programme of the Foundation for Polish Science, cofinanced from European Union, Regional Development Fund; the OPUS programme of the National Science Center (Poland); the Compagnia di San Paolo (Torino); MIUR project 20108T4XTM (Italy); the Thalis and Aristeia programmes cofinanced by EU-ESF and the Greek NSRF; the National Priorities Research Program by Qatar National Research Fund; the Rachadapisek Sompot Fund for Postdoctoral Fellowship, Chulalongkorn University (Thailand); the Chulalongkorn Academic into Its 2nd Century Project Advancement Project (Thailand); and the Welch Foundation, contract C-1845.

Open Access This article is distributed under the terms of the Creative Commons Attribution 4.0 International License (<http://creativecommons.org/licenses/by/4.0/>), which permits unrestricted use, distribution, and reproduction in any medium, provided you give appropriate credit to the original author(s) and the source, provide a link to the Creative Commons license, and indicate if changes were made. Funded by SCOAP³.

References

1. D0 Collaboration, Measurement of dijet azimuthal decorrelations at central rapidities in $p\bar{p}$ collisions at $\sqrt{s} = 1.96$ TeV. *Phys. Rev. Lett.* **94**, 221801 (2005). doi:[10.1103/PhysRevLett.94.221801](https://doi.org/10.1103/PhysRevLett.94.221801). arXiv:[hep-ex/0409040](https://arxiv.org/abs/hep-ex/0409040)
2. D0 Collaboration, Measurement of the combined rapidity and p_T dependence of dijet azimuthal decorrelations in $p\bar{p}$ collisions at $\sqrt{s} = 1.96$ TeV. *Phys. Lett. B* **721**, 212 (2013). doi:[10.1016/j.physletb.2013.03.029](https://doi.org/10.1016/j.physletb.2013.03.029). arXiv:[1212.1842](https://arxiv.org/abs/1212.1842)
3. CMS Collaboration, Dijet azimuthal decorrelations in pp collisions at $\sqrt{s} = 7$ TeV. *Phys. Rev. Lett.* **106**, 122003 (2011). doi:[10.1103/PhysRevLett.106.122003](https://doi.org/10.1103/PhysRevLett.106.122003). arXiv:[1101.5029](https://arxiv.org/abs/1101.5029)
4. ATLAS Collaboration, Measurement of dijet azimuthal decorrelations in pp collisions at $\sqrt{s} = 7$ TeV. *Phys. Rev. Lett.* **106**, 172002 (2011). doi:[10.1103/PhysRevLett.106.172002](https://doi.org/10.1103/PhysRevLett.106.172002). arXiv:[1102.2696](https://arxiv.org/abs/1102.2696)
5. CMS Collaboration, The CMS experiment at the CERN LHC. *JINST* **03**, S08004 (2008). doi:[10.1088/1748-0221/3/08/S08004](https://doi.org/10.1088/1748-0221/3/08/S08004)
6. CMS Collaboration, The CMS high level trigger. *Eur. Phys. J. C* **46**, 605 (2006). doi:[10.1140/epjc/s2006-02495-8](https://doi.org/10.1140/epjc/s2006-02495-8). arXiv:[hep-ex/0512077](https://arxiv.org/abs/hep-ex/0512077)
7. CMS Collaboration, Particle-flow event reconstruction in CMS and performance for jets, taus, and MET. CMS Physics Analysis Summary CMS-PAS-PFT-09-001 (2009)
8. CMS Collaboration, Commissioning of the Particle-flow Event Reconstruction with the first LHC collisions recorded in the CMS detector. CMS Physics Analysis Summary CMS-PAS-PFT-10-001 (2010)
9. M. Cacciari, G.P. Salam, G. Soyez, The anti- k_t jet clustering algorithm. *JHEP* **04**, 063 (2008). doi:[10.1088/1126-6708/2008/04/063](https://doi.org/10.1088/1126-6708/2008/04/063). arXiv:[0802.1189](https://arxiv.org/abs/0802.1189)
10. M. Cacciari, G.P. Salam, G. Soyez, FastJet user manual. *Eur. Phys. J. C* **72**, 1896 (2012). doi:[10.1140/epjc/s10052-012-1896-2](https://doi.org/10.1140/epjc/s10052-012-1896-2). arXiv:[1111.6097](https://arxiv.org/abs/1111.6097)
11. CMS Collaboration, Determination of jet energy calibration and transverse momentum resolution in CMS. *JINST* **6**, P11002 (2011). doi:[10.1088/1748-0221/6/11/P11002](https://doi.org/10.1088/1748-0221/6/11/P11002). arXiv:[1107.4277](https://arxiv.org/abs/1107.4277)
12. T. Sjöstrand, S. Mrenna, P.Z. Skands, PYTHIA 6.4 physics and manual. *JHEP* **05**, 026 (2006). doi:[10.1088/1126-6708/2006/05/026](https://doi.org/10.1088/1126-6708/2006/05/026). arXiv:[hep-ph/0603175](https://arxiv.org/abs/hep-ph/0603175)
13. CMS Collaboration, Study of the underlying event at forward rapidity in pp collisions at $\sqrt{s} = 0.9, 2.76, \text{ and } 7$ TeV. *JHEP* **04**, 072 (2013). doi:[10.1007/JHEP04\(2013\)072](https://doi.org/10.1007/JHEP04(2013)072). arXiv:[1302.2394](https://arxiv.org/abs/1302.2394)
14. CMS Collaboration, Event generator tunes obtained from underlying event and multiparton scattering measurements. *Eur. Phys. J. C* **76**, 155 (2016). doi:[10.1140/epjc/s10052-016-3988-x](https://doi.org/10.1140/epjc/s10052-016-3988-x). arXiv:[1512.00815](https://arxiv.org/abs/1512.00815)
15. GEANT4 Collaboration, Geant4: a simulation tool kit. *Nucl. Instrum. Methods A* **506**, 250 (2003). doi:[10.1016/S0168-9002\(03\)01368-8](https://doi.org/10.1016/S0168-9002(03)01368-8)
16. CMS Collaboration, 8 TeV jet energy corrections and uncertainties based on 19.8 fb^{-1} of data in CMS. CMS Detector Performance Summary CMS-DP-2013-033 (2013)
17. CMS Collaboration, Description and performance of track and primary-vertex reconstruction with the CMS tracker. *JINST* **09**, P10009 (2014). doi:[10.1088/1748-0221/9/10/P10009](https://doi.org/10.1088/1748-0221/9/10/P10009). arXiv:[1405.6569](https://arxiv.org/abs/1405.6569)
18. CMS Collaboration, Jet performance in pp collisions at $\sqrt{s} = 7$ TeV. CMS Physics Analysis Summary CMS-PAS-JME-10-003 (2010)
19. J. Alwall et al., MadGraph 5: going beyond. *JHEP* **06**, 128 (2011). doi:[10.1007/JHEP06\(2011\)128](https://doi.org/10.1007/JHEP06(2011)128). arXiv:[1106.0522](https://arxiv.org/abs/1106.0522)

20. CMS Collaboration, Performance of the CMS missing transverse momentum reconstruction in pp data at $\sqrt{s} = 8$ TeV. *JINST* **10**, 02006 (2015). doi:[10.1088/1748-0221/10/02/P02006](https://doi.org/10.1088/1748-0221/10/02/P02006). arXiv:[1411.0511](https://arxiv.org/abs/1411.0511)
21. T. Adye, Unfolding algorithms and tests using RooUnfold. arXiv:[1105.1160](https://arxiv.org/abs/1105.1160)
22. G. D'Agostini, A multidimensional unfolding method based on Bayes' theorem. *Nucl. Instrum. Methods A* **362**, 487 (1995). doi:[10.1016/0168-9002\(95\)00274-X](https://doi.org/10.1016/0168-9002(95)00274-X)
23. CMS Collaboration, Constraints on parton distribution functions and extraction of the strong coupling constant from the inclusive jet cross section in pp collisions at $\sqrt{s} = 7$ TeV. *Eur. Phys. J. C* **75**, 288 (2015). doi:[10.1140/epjc/s10052-015-3499-1](https://doi.org/10.1140/epjc/s10052-015-3499-1). arXiv:[1410.6765](https://arxiv.org/abs/1410.6765)
24. M. Bähr et al., Herwig++ physics and manual. *Eur. Phys. J. C* **58**, 639 (2008). doi:[10.1140/epjc/s10052-008-0798-9](https://doi.org/10.1140/epjc/s10052-008-0798-9). arXiv:[0803.0883](https://arxiv.org/abs/0803.0883)
25. Z. Nagy, Three-jet cross sections in hadron-hadron collisions at next-to-leading order. *Phys. Rev. Lett.* **88**, 122003 (2002). doi:[10.1103/PhysRevLett.88.122003](https://doi.org/10.1103/PhysRevLett.88.122003). arXiv:[hep-ph/0110315](https://arxiv.org/abs/hep-ph/0110315)
26. Z. Nagy, Next-to-leading order calculation of three-jet observables in hadron-hadron collisions. *Phys. Rev. D* **68**, 094002 (2003). doi:[10.1103/PhysRevD.68.094002](https://doi.org/10.1103/PhysRevD.68.094002). arXiv:[hep-ph/0307268](https://arxiv.org/abs/hep-ph/0307268)
27. D. Britzger, K. Rabbertz, F. Stober, M. Wobisch, New features in version 2 of the fastNLO project. (2012). arXiv:[1208.3641](https://arxiv.org/abs/1208.3641)
28. M. Wobisch, K. Rabbertz, Dijet azimuthal decorrelations for $\Delta\phi_{\text{dijet}} < 2\pi/3$ in perturbative QCD. *JHEP* **12**, 024 (2015). doi:[10.1007/JHEP12\(2015\)024](https://doi.org/10.1007/JHEP12(2015)024). arXiv:[1505.05030](https://arxiv.org/abs/1505.05030)
29. M.H. Seymour, Jet shapes in hadron collisions: higher orders, resummation and hadronization. *Nucl. Phys. B* **513**, 269 (1998). doi:[10.1016/S0550-3213\(97\)00711-6](https://doi.org/10.1016/S0550-3213(97)00711-6). arXiv:[hep-ph/9707338](https://arxiv.org/abs/hep-ph/9707338)
30. S. Alekhin, J. Blümlein, S. Moch, Parton distribution functions and benchmark cross sections at next-to-next-to-leading order. *Phys. Rev. D* **86**, 054009 (2012). doi:[10.1103/PhysRevD.86.054009](https://doi.org/10.1103/PhysRevD.86.054009). arXiv:[1202.2281](https://arxiv.org/abs/1202.2281)
31. H.-L. Lai et al., New parton distributions for collider physics. *Phys. Rev. D* **82**, 074024 (2010). doi:[10.1103/PhysRevD.82.074024](https://doi.org/10.1103/PhysRevD.82.074024). arXiv:[1007.2241](https://arxiv.org/abs/1007.2241)
32. H1 and ZEUS Collaboration, Combined measurement and QCD analysis of the inclusive e^+p scattering cross sections at HERA. *JHEP* **01**, 109 (2010). doi:[10.1007/JHEP01\(2010\)109](https://doi.org/10.1007/JHEP01(2010)109). arXiv:[0911.0884](https://arxiv.org/abs/0911.0884)
33. A.D. Martin, W.J. Stirling, R.S. Thorne, G. Watt, Parton distributions for the LHC. *Eur. Phys. J. C* **63**, 189 (2009). doi:[10.1140/epjc/s10052-009-1072-5](https://doi.org/10.1140/epjc/s10052-009-1072-5). arXiv:[0901.0002](https://arxiv.org/abs/0901.0002)
34. NNPDF Collaboration, Impact of heavy quark masses on parton distributions and LHC phenomenology. *Nucl. Phys. B* **849**, 296 (2011). doi:[10.1016/j.nuclphysb.2011.03.021](https://doi.org/10.1016/j.nuclphysb.2011.03.021). arXiv:[1101.1300](https://arxiv.org/abs/1101.1300)
35. J. Pumplin et al., New generation of parton distributions with uncertainties from global QCD analysis. *JHEP* **07**, 012 (2002). doi:[10.1088/1126-6708/2002/07/012](https://doi.org/10.1088/1126-6708/2002/07/012). arXiv:[hep-ph/0201195](https://arxiv.org/abs/hep-ph/0201195)
36. H.-L. Lai et al., Uncertainty induced by QCD coupling in the CTEQ global analysis of parton distributions. *Phys. Rev. D* **82**, 054021 (2010). doi:[10.1103/PhysRevD.82.054021](https://doi.org/10.1103/PhysRevD.82.054021). arXiv:[1004.4624](https://arxiv.org/abs/1004.4624)
37. T. Sjöstrand, S. Mrenna, P.Z. Skands, A brief introduction to PYTHIA 8.1. *Comput. Phys. Commun.* **178**, 852 (2008). doi:[10.1016/j.cpc.2008.01.036](https://doi.org/10.1016/j.cpc.2008.01.036). arXiv:[0710.3820](https://arxiv.org/abs/0710.3820)
38. T. Sjöstrand, P.Z. Skands, Transverse-momentum-ordered showers and interleaved multiple interactions. *Eur. Phys. J. C* **39**, 129 (2005). doi:[10.1140/epjc/s2004-02084-y](https://doi.org/10.1140/epjc/s2004-02084-y). arXiv:[hep-ph/0408302](https://arxiv.org/abs/hep-ph/0408302)
39. R. Corke, T. Sjöstrand, Interleaved parton showers and tuning prospects. *JHEP* **03**, 032 (2011). doi:[10.1007/JHEP03\(2011\)032](https://doi.org/10.1007/JHEP03(2011)032). arXiv:[1011.1759](https://arxiv.org/abs/1011.1759)
40. S. Gieseke, P. Stephens, B. Webber, New formalism for QCD parton showers. *JHEP* **12**, 045 (2003). doi:[10.1088/1126-6708/2003/12/045](https://doi.org/10.1088/1126-6708/2003/12/045). arXiv:[hep-ph/0310083](https://arxiv.org/abs/hep-ph/0310083)
41. S. Mrenna, P. Richardson, Matching matrix elements and parton showers with HERWIG and PYTHIA. *JHEP* **05**, 040 (2004). doi:[10.1088/1126-6708/2004/05/040](https://doi.org/10.1088/1126-6708/2004/05/040). arXiv:[hep-ph/0312274](https://arxiv.org/abs/hep-ph/0312274)
42. S. Frixione, P. Nason, C. Oleari, Matching NLO QCD computations with parton shower simulations: the POWHEG method. *JHEP* **11**, 070 (2007). doi:[10.1088/1126-6708/2007/11/070](https://doi.org/10.1088/1126-6708/2007/11/070). arXiv:[0709.2092](https://arxiv.org/abs/0709.2092)
43. S. Alioli, P. Nason, C. Oleari, E. Re, A general framework for implementing NLO calculations in shower Monte Carlo programs: the POWHEG BOX. *JHEP* **06**, 043 (2010). doi:[10.1007/JHEP06\(2010\)043](https://doi.org/10.1007/JHEP06(2010)043). arXiv:[1002.2581](https://arxiv.org/abs/1002.2581)
44. P. Nason, A new method for combining NLO QCD with shower Monte Carlo algorithms. *JHEP* **11**, 040 (2004). doi:[10.1088/1126-6708/2004/11/040](https://doi.org/10.1088/1126-6708/2004/11/040). arXiv:[hep-ph/0409146](https://arxiv.org/abs/hep-ph/0409146)
45. S. Alioli et al., Jet pair production in POWHEG. *JHEP* **11**, 081 (2011). doi:[10.1007/JHEP04\(2011\)081](https://doi.org/10.1007/JHEP04(2011)081). arXiv:[1012.3380](https://arxiv.org/abs/1012.3380)
46. A. Kardos, P. Nason, C. Oleari, Three-jet production in POWHEG. *JHEP* **04**, 043 (2014). doi:[10.1007/JHEP04\(2014\)043](https://doi.org/10.1007/JHEP04(2014)043). arXiv:[1402.4001](https://arxiv.org/abs/1402.4001)
47. J. Alwall et al., The automated computation of tree-level and next-to-leading order differential cross sections, and their matching to parton shower simulations. *JHEP* **07**, 079 (2014). doi:[10.1007/JHEP07\(2014\)079](https://doi.org/10.1007/JHEP07(2014)079). arXiv:[1405.0301](https://arxiv.org/abs/1405.0301)
48. P. Sun, C.P. Yuan, F. Yuan, Transverse momentum resummation for dijet correlation in hadronic collisions. *Phys. Rev. D* **92**(9), 094007 (2015). doi:[10.1103/PhysRevD.92.094007](https://doi.org/10.1103/PhysRevD.92.094007). arXiv:[1506.06170](https://arxiv.org/abs/1506.06170)

CMS Collaboration**Yerevan Physics Institute, Yerevan, Armenia**

V. Khachatryan, A. M. Sirunyan, A. Tumasyan

Institut für Hochenergiephysik der OeAW, Vienna, Austria

W. Adam, E. Asilar, T. Bergauer, J. Brandstetter, E. Brondolin, M. Dragicevic, J. Erö, M. Flechl, M. Friedl, R. Frühwirth¹, V. M. Ghete, C. Hartl, N. Hörmann, J. Hrubec, M. Jeitler¹, V. Knünz, A. König, M. Krammer¹, I. Krätschmer, D. Liko, T. Matsushita, I. Mikulec, D. Rabady², N. Rad, B. Rahbaran, H. Rohringer, J. Schieck¹, R. Schöfbeck, J. Strauss, W. Treberer-Treberspurg, W. Waltenberger, C.-E. Wulz¹

National Centre for Particle and High Energy Physics, Minsk, Belarus

V. Mossolov, N. Shumeiko, J. Suarez Gonzalez

Universiteit Antwerpen, Antwerp, Belgium

S. Alderweireldt, T. Cornelis, E. A. De Wolf, X. Janssen, A. Knutsson, J. Lauwers, S. Luyckx, M. Van De Klundert, H. Van Haeve, P. Van Mechelen, N. Van Remortel, A. Van Spilbeeck

Vrije Universiteit Brussel, Brussels, Belgium

S. Abu Zeid, F. Blekman, J. D'Hondt, N. Daci, I. De Bruyn, K. Deroover, N. Heracleous, J. Keaveney, S. Lowette, L. Moreels, A. Olbrechts, Q. Python, D. Strom, S. Tavernier, W. Van Doninck, P. Van Mulders, G. P. Van Onsem, I. Van Parijs

Université Libre de Bruxelles, Brussels, Belgium

P. Barria, H. Brun, C. Caillol, B. Clerbaux, G. De Lentdecker, G. Fasanella, L. Favart, R. Goldouzian, A. Grebenyuk, G. Karapostoli, T. Lenzi, A. Léonard, T. Maerschalk, A. Marinov, L. Perniè, A. Randle-conde, T. Seva, C. Vander Velde, P. Vanlaer, R. Yonamine, F. Zenoni, F. Zhang³

Ghent University, Ghent, Belgium

K. Beernaert, L. Benucci, A. Cimmino, S. Crucy, D. Dobur, A. Fagot, G. Garcia, M. Gul, J. Mccartin, A. A. Ocampo Rios, D. Poyraz, D. Ryckbosch, S. Salva, M. Sigamani, M. Tytgat, W. Van Driessche, E. Yazgan, N. Zaganidis

Université Catholique de Louvain, Louvain-la-Neuve, Belgium

S. Basegmez, C. Beluffi⁴, O. Bondu, S. Brochet, G. Bruno, A. Caudron, L. Ceard, C. Delaere, D. Favart, L. Forthomme, A. Giammanco⁵, A. Jafari, P. Jez, M. Komm, V. Lemaitre, A. Mertens, M. Musich, C. Nuttens, L. Perrini, K. Piotrkowski, A. Popov⁶, L. Quertenmont, M. Selvaggi, M. Vidal Marono

Université de Mons, Mons, Belgium

N. Bely, G. H. Hammad

Centro Brasileiro de Pesquisas Fisicas, Rio de Janeiro, Brazil

W. L. Aldá Júnior, F. L. Alves, G. A. Alves, L. Brito, M. Correa Martins Junior, M. Hamer, C. Hensel, A. Moraes, M. E. Pol, P. Rebello Teles

Universidade do Estado do Rio de Janeiro, Rio de Janeiro, Brazil

E. Belchior Batista Das Chagas, W. Carvalho, J. Chinellato⁷, A. Custódio, E. M. Da Costa, D. De Jesus Damiao, C. De Oliveira Martins, S. Fonseca De Souza, L. M. Huertas Guativa, H. Malbouisson, D. Matos Figueiredo, C. Mora Herrera, L. Mundim, H. Nogima, W. L. Prado Da Silva, A. Santoro, A. Sznajder, E. J. Tonelli Manganote⁷, A. Vilela Pereira

Universidade Estadual Paulista^a, Universidade Federal do ABC^b, São Paulo, Brazil

S. Ahuja^a, C. A. Bernardes^b, A. De Souza Santos^b, S. Dogra^a, T. R. Fernandez Perez Tomei^a, E. M. Gregores^b, P. G. Mercadante^b, C. S. Moon^{a,8}, S. F. Novaes^a, Sandra S. Padula^a, D. Romero Abad, J. C. Ruiz Vargas

Institute for Nuclear Research and Nuclear Energy, Sofia, Bulgaria

A. Aleksandrov, R. Hadjiiska, P. Iaydjiev, M. Rodozov, S. Stoykova, G. Sultanov, M. Vutova

University of Sofia, Sofia, Bulgaria

A. Dimitrov, I. Glushkov, L. Litov, B. Pavlov, P. Petkov

Institute of High Energy Physics, Beijing, China

M. Ahmad, J. G. Bian, G. M. Chen, H. S. Chen, M. Chen, T. Cheng, R. Du, C. H. Jiang, D. Leggat, R. Plestina⁹, F. Romeo, S. M. Shaheen, A. Spiezia, J. Tao, C. Wang, Z. Wang, H. Zhang

State Key Laboratory of Nuclear Physics and Technology, Peking University, Beijing, China

C. Asawatangtrakuldee, Y. Ban, Q. Li, S. Liu, Y. Mao, S. J. Qian, D. Wang, Z. Xu

Universidad de Los Andes, Bogotá, Colombia

C. Avila, A. Cabrera, L. F. Chaparro Sierra, C. Florez, J. P. Gomez, B. Gomez Moreno, J. C. Sanabria

Faculty of Electrical Engineering, Mechanical Engineering and Naval Architecture, University of Split, Split, Croatia

N. Godinovic, D. Lelas, I. Puljak, P. M. Ribeiro Cipriano

Faculty of Science, University of Split, Split, Croatia

Z. Antunovic, M. Kovac

Institute Rudjer Boskovic, Zagreb, Croatia

V. Brigljevic, K. Kadija, J. Luetic, S. Micanovic, L. Sudic

University of Cyprus, Nicosia, Cyprus

A. Attikis, G. Mavromanolakis, J. Mousa, C. Nicolaou, F. Ptochos, P. A. Razis, H. Rykaczewski

Charles University, Prague, Czech Republic

M. Bodlak, M. Finger¹⁰, M. Finger Jr.¹⁰

Academy of Scientific Research and Technology of the Arab Republic of Egypt, Egyptian Network of High Energy Physics, Cairo, Egypt

E. El-khateeb¹¹, T. Elkafrawy¹¹, A. Mohamed¹², E. Salama^{11, 13}

National Institute of Chemical Physics and Biophysics, Tallinn, Estonia

B. Calpas, M. Kadastik, M. Murumaa, M. Raidal, A. Tiko, C. Veelken

Department of Physics, University of Helsinki, Helsinki, Finland

P. Eerola, J. Pekkanen, M. Voutilainen

Helsinki Institute of Physics, Helsinki, Finland

J. Härkönen, V. Karimäki, R. Kinnunen, T. Lampén, K. Lassila-Perini, S. Lehti, T. Lindén, P. Luukka, T. Peltola, J. Tuominiemi, E. Tuovinen, L. Wendland

Lappeenranta University of Technology, Lappeenranta, Finland

J. Talvitie, T. Tuuva

DSM/IRFU, CEA/Saclay, Gif-sur-Yvette, France

M. Besancon, F. Couderc, M. DeJardin, D. Denegri, B. Fabbro, J. L. Faure, C. Favaro, F. Ferri, S. Ganjour, A. Givernaud, P. Gras, G. Hamel de Monchenault, P. Jarry, E. Locci, M. Machet, J. Malcles, J. Rander, A. Rosowsky, M. Titov, A. Zghiche

Laboratoire Leprince-Ringuet, Ecole Polytechnique, IN2P3-CNRS, Palaiseau, France

I. Antropov, S. Baffioni, F. Beaudette, P. Busson, L. Cadamuro, E. Chapon, C. Charlot, O. Davignon, N. Filipovic, R. Granier de Cassagnac, M. Jo, S. Lisniak, L. Mastrolorenzo, P. Miné, I. N. Naranjo, M. Nguyen, C. Ochando, G. Ortona, P. Paganini, P. Pigard, S. Regnard, R. Salerno, J. B. Sauvan, Y. Sirois, T. Strebler, Y. Yilmaz, A. Zabi

Institut Pluridisciplinaire Hubert Curien, Université de Strasbourg, Université de Haute Alsace Mulhouse, CNRS/IN2P3, Strasbourg, France

J.-L. Agram¹⁴, J. Andrea, A. Aubin, D. Bloch, J.-M. Brom, M. Buttignol, E. C. Chabert, N. Chanon, C. Collard, E. Conte¹⁴, X. Coubez, J.-C. Fontaine¹⁴, D. Gelé, U. Goerlach, C. Goetzmann, A.-C. Le Bihan, J. A. Merlin², K. Skovpen, P. Van Hove

Centre de Calcul de l'Institut National de Physique Nucleaire et de Physique des Particules CNRS/IN2P3, Villeurbanne, France

S. Gadrat

Institut de Physique Nucléaire de Lyon, Université de Lyon, Université Claude Bernard Lyon 1, CNRS-IN2P3, Villeurbanne, France

S. Beauceron, C. Bernet, G. Boudoul, E. Bouvier, C. A. Carrillo Montoya, R. Chierici, D. Contardo, B. Courbon, P. Depasse, H. El Mamouni, J. Fan, J. Fay, S. Gascon, M. Gouzevitch, B. Ille, F. Lagarde, I. B. Laktineh, M. Lethuillier, L. Mirabito, A. L. Pequegnot, S. Perries, J. D. Ruiz Alvarez, D. Sabes, L. Sgandurra, V. Sordini, M. Vander Donckt, P. Verdier, S. Viret

Georgian Technical University, Tbilisi, GeorgiaT. Toriashvili¹⁵**Tbilisi State University, Tbilisi, Georgia**I. Bagaturia¹⁶**RWTH Aachen University, I. Physikalisches Institut, Aachen, Germany**

C. Autermann, S. Beranek, L. Feld, A. Heister, M. K. Kiesel, K. Klein, M. Lipinski, A. Ostapchuk, M. Preuten, F. Raupach, S. Schael, J. F. Schulte, T. Verlage, H. Weber, V. Zhukov⁶

RWTH Aachen University, III. Physikalisches Institut A, Aachen, Germany

M. Ata, M. Brodski, E. Dietz-Laursonn, D. Duchardt, M. Endres, M. Erdmann, S. Erdweg, T. Esch, R. Fischer, A. Güth, T. Hebbeker, C. Heidemann, K. Hoepfner, S. Knutzen, P. Kreuzer, M. Merschmeyer, A. Meyer, P. Millet, S. Mukherjee, M. Olschewski, K. Padeken, P. Papacz, T. Pook, M. Radziej, H. Reithler, M. Rieger, F. Scheuch, L. Sonnenschein, D. Teysier, S. Thier

RWTH Aachen University, III. Physikalisches Institut B, Aachen, Germany

V. Cherepanov, Y. Erdogan, G. Flügge, H. Geenen, M. Geisler, F. Hoehle, B. Kargoll, T. Kress, A. Künsken, J. Lingemann, A. Nehrkor, A. Nowack, I. M. Nugent, C. Pistone, O. Pooth, A. Stahl

Deutsches Elektronen-Synchrotron, Hamburg, Germany

M. Aldaya Martin, I. Asin, N. Bartosik, O. Behnke, U. Behrens, K. Borras¹⁷, A. Burgmeier, A. Campbell, C. Contreras-Campana, F. Costanza, C. Diez Pardos, G. Dolinska, S. Dooling, T. Dorland, G. Eckerlin, D. Eckstein, T. Eichhorn, G. Flucke, E. Gallo¹⁸, J. Garay Garcia, A. Geiser, A. Gizhko, P. Gunnellini, J. Hauk, M. Hempel¹⁹, H. Jung, A. Kalogeropoulos, O. Karacheban¹⁹, M. Kasemann, P. Katsas, J. Kieseler, C. Kleinwort, I. Korol, W. Lange, J. Leonard, K. Lipka, A. Lobanov, W. Lohmann¹⁹, R. Mankel, I.-A. Melzer-Pellmann, A. B. Meyer, G. Mittag, J. Mnich, A. Mussgiller, S. Naumann-Emme, A. Nayak, E. Ntomari, H. Perrey, D. Pitzl, R. Placakyte, A. Raspereza, B. Roland, M. Ö. Sahin, P. Saxena, T. Schoerner-Sadenius, C. Seitz, S. Spannagel, N. Stefaniuk, K. D. Trippkewitz, R. Walsh, C. Wissing

University of Hamburg, Hamburg, Germany

V. Blobel, M. Centis Vignali, A. R. Draeger, J. Erfle, E. Garutti, K. Goebel, D. Gonzalez, M. Görner, J. Haller, M. Hoffmann, R. S. Höing, A. Junkes, R. Klanner, R. Kogler, N. Kovalchuk, T. Lapsien, T. Lenz, I. Marchesini, D. Marconi, M. Meyer, D. Nowatschin, J. Ott, F. Pantaleo², T. Peiffer, A. Perieanu, N. Pietsch, J. Poehlsen, D. Rathjens, C. Sander, C. Scharf, P. Schleper, E. Schlieckau, A. Schmidt, S. Schumann, J. Schwandt, V. Sola, H. Stadie, G. Steinbrück, F. M. Stober, H. Tholen, D. Troendle, E. Usai, L. Vanelder, A. Vanhoefer, B. Vormwald

Institut für Experimentelle Kernphysik, Karlsruhe, Germany

C. Barth, C. Baus, J. Berger, C. Böser, E. Butz, T. Chwalek, F. Colombo, W. De Boer, A. Descroix, A. Dierlamm, S. Fink, F. Frensch, R. Friese, M. Giffels, A. Gilbert, D. Haitz, F. Hartmann², S. M. Heindl, U. Husemann, I. Katkov⁶, A. Kornmayer², P. Lobelle Pardo, B. Maier, H. Mildner, M. U. Mozer, T. Müller, Th. Müller, M. Plagge, G. Quast, K. Rabbertz, S. Röcker, F. Roscher, M. Schröder, G. Sieber, H. J. Simonis, R. Ulrich, J. Wagner-Kuhr, S. Wayand, M. Weber, T. Weiler, S. Williamson, C. Wöhrmann, R. Wolf

Institute of Nuclear and Particle Physics (INPP), NCSR Demokritos, Aghia Paraskevi, Greece

G. Anagnostou, G. Daskalakis, T. Gerasis, V. A. Giakoumopoulou, A. Kyriakis, D. Loukas, A. Psallidas, I. Topsis-Giotis

National and Kapodistrian University of Athens, Athens, Greece

A. Agapitos, S. Kesisoglou, A. Panagiotou, N. Saoulidou, E. Tziaferi

University of Ioánnina, Ioannina, Greece

I. Evangelou, G. Flouris, C. Foudas, P. Kokkas, N. Loukas, N. Manthos, I. Papadopoulos, E. Paradas, J. Strologas

Wigner Research Centre for Physics, Budapest, HungaryG. Bencze, C. Hajdu, A. Hazi, P. Hidas, D. Horvath²⁰, F. Sikler, V. Veszpremi, G. Vesztergombi²¹, A. J. Zsigmond**Institute of Nuclear Research ATOMKI, Debrecen, Hungary**N. Beni, S. Czellar, J. Karancsi²², J. Molnar, Z. Szillasi²**University of Debrecen, Debrecen, Hungary**M. Bartók²³, A. Makovec, P. Raics, Z. L. Trocsanyi, B. Ujvari**National Institute of Science Education and Research, Bhubaneswar, India**S. Choudhury²⁴, P. Mal, K. Mandal, D. K. Sahoo, N. Sahoo, S. K. Swain**Panjab University, Chandigarh, India**

S. Bansal, S. B. Beri, V. Bhatnagar, R. Chawla, R. Gupta, U. Bhawandeep, A. K. Kalsi, A. Kaur, M. Kaur, R. Kumar, A. Mehta, M. Mittal, J. B. Singh, G. Walia

University of Delhi, Delhi, India

Ashok Kumar, A. Bhardwaj, B. C. Choudhary, R. B. Garg, S. Malhotra, M. Naimuddin, N. Nishu, K. Ranjan, R. Sharma, V. Sharma

Saha Institute of Nuclear Physics, Kolkata, India

S. Bhattacharya, K. Chatterjee, S. Dey, S. Dutta, N. Majumdar, A. Modak, K. Mondal, S. Mukhopadhyay, A. Roy, D. Roy, S. Roy Chowdhury, S. Sarkar, M. Sharan

Bhabha Atomic Research Centre, Mumbai, IndiaA. Abdulsalam, R. Chudasama, D. Dutta, V. Jha, V. Kumar, A. K. Mohanty², L. M. Pant, P. Shukla, A. Topkar**Tata Institute of Fundamental Research, Mumbai, India**T. Aziz, S. Banerjee, S. Bhowmik²⁵, R. M. Chatterjee, R. K. Dewanjee, S. Dugad, S. Ganguly, S. Ghosh, M. Guchait, A. Gurtu²⁶, Sa. Jain, G. Kole, S. Kumar, B. Mahakud, M. Maity²⁵, G. Majumder, K. Mazumdar, S. Mitra, G. B. Mohanty, B. Parida, T. Sarkar²⁵, N. Sur, B. Sutar, N. Wickramage²⁷**Indian Institute of Science Education and Research (IISER), Pune, India**

S. Chauhan, S. Dube, A. Kapoor, K. Kothekar, S. Sharma

Institute for Research in Fundamental Sciences (IPM), Tehran, IranH. Bakhshiansohi, H. Behnamian, S. M. Etesami²⁸, A. Fahim²⁹, M. Khakzad, M. Mohammadi Najafabadi, M. Naseri, S. Paktinat Mehdiabadi, F. Rezaei Hosseinabadi, B. Safarzadeh³⁰, M. Zeinali**University College Dublin, Dublin, Ireland**

M. Felcini, M. Grunewald

INFN Sezione di Bari^a, Università di Bari^b, Politecnico di Bari^c, Bari, ItalyM. Abbrescia^{a,b}, C. Calabria^{a,b}, C. Caputo^{a,b}, A. Colaleo^a, D. Creanza^{a,c}, L. Cristella^{a,b}, N. De Filippis^{a,c}, M. De Palma^{a,b}, L. Fiore^a, G. Iaselli^{a,c}, G. Maggi^{a,c}, M. Maggi^a, G. Miniello^{a,b}, S. My^{a,c}, S. Nuzzo^{a,b}, A. Pompili^{a,b}, G. Pugliese^{a,c}, R. Radogna^{a,b}, A. Ranieri^a, G. Selvaggi^{a,b}, L. Silvestris^{a,2}, R. Venditti^{a,b}**INFN Sezione di Bologna^a, Università di Bologna^b, Bologna, Italy**G. Abbiendi^a, C. Battilana², D. Bonacorsi^{a,b}, S. Braibant-Giacomelli^{a,b}, L. Brigliadori^{a,b}, R. Campanini^{a,b}, P. Capiluppi^{a,b}, A. Castro^{a,b}, F. R. Cavallo^a, S. S. Chhibra^{a,b}, G. Codispoti^{a,b}, M. Cuffiani^{a,b}, G. M. Dallavalle^a, F. Fabbri^a, A. Fanfani^{a,b}, D. Fasanella^{a,b}, P. Giacomelli^a, C. Grandi^a, L. Guiducci^{a,b}, S. Marcellini^a, G. Masetti^a, A. Montanari^a, F. L. Navarria^{a,b}, A. Perrotta^a, A. M. Rossi^{a,b}, T. Rovelli^{a,b}, G. P. Siroli^{a,b}, N. Tosi^{a,b,2}**INFN Sezione di Catania^a, Università di Catania^b, Catania, Italy**G. Cappello^b, M. Chiorboli^{a,b}, S. Costa^{a,b}, A. Di Mattia^a, F. Giordano^{a,b}, R. Potenza^{a,b}, A. Tricomi^{a,b}, C. Tuve^{a,b}

INFN Sezione di Firenze^a, Università di Firenze^b, Florence, Italy

G. Barbagli^a, V. Ciulli^{a,b}, C. Civinini^a, R. D'Alessandro^{a,b}, E. Focardi^{a,b}, V. Gori^{a,b}, P. Lenzi^{a,b}, M. Meschini^a, S. Paoletti^a, G. Sguazzoni^a, L. Viliani^{a,b,2}

INFN Laboratori Nazionali di Frascati, Frascati, Italy

L. Benussi, S. Bianco, F. Fabbri, D. Piccolo, F. Primavera²

INFN Sezione di Genova^a, Università di Genova^b, Genoa, Italy

V. Calvelli^{a,b}, F. Ferro^a, M. Lo Vetere^{a,b}, M. R. Monge^{a,b}, E. Robutti^a, S. Tosi^{a,b}

INFN Sezione di Milano-Bicocca^a, Università di Milano-Bicocca^b, Milan, Italy

L. Brianza, M. E. Dinardo^{a,b}, S. Fiorendi^{a,b}, S. Gennai^a, R. Gerosa^{a,b}, A. Ghezzi^{a,b}, P. Govoni^{a,b}, S. Malvezzi^a, R. A. Manzoni^{a,b,2}, B. Marzocchi^{a,b}, D. Menasce^a, L. Moroni^a, M. Paganoni^{a,b}, D. Pedrini^a, S. Ragazzi^{a,b}, N. Redaelli^a, T. Tabarelli de Fatis^{a,b}

INFN Sezione di Napoli^a, Università di Napoli 'Federico II'^b, Napoli, Italy, Università della Basilicata^c, Potenza, Italy, Università G. Marconi^d, Rome, Italy

S. Buontempo^a, N. Cavallo^{a,c}, S. Di Guida^{a,d,2}, M. Esposito^{a,b}, F. Fabozzi^{a,c}, A. O. M. Iorio^{a,b}, G. Lanza^a, L. Lista^a, S. Meola^{a,d,2}, M. Merola^{a,2}, P. Paolucci^a, C. Sciacca^{a,b}, F. Thyssen

INFN Sezione di Padova^a, Università di Padova^b, Padova, Italy, Università di Trento^c, Trento, Italy

P. Azzi^{a,2}, N. Bacchetta^a, L. Benato^{a,b}, D. Bisello^{a,b}, A. Boletti^{a,b}, A. Branca^{a,b}, R. Carlin^{a,b}, P. Checchia^a, M. Dall'Osso^{a,b,2}, T. Dorigo^a, U. Dosselli^a, F. Gasparini^{a,b}, U. Gasparini^{a,b}, A. Gozzelino^a, K. Kanishchev^{a,c}, S. Lacaprara^a, M. Margoni^{a,b}, A. T. Meneguzzo^{a,b}, M. Passaseo^a, J. Pazzini^{a,b,2}, M. Pegoraro^a, N. Pozzobon^{a,b}, P. Ronchese^{a,b}, F. Simonetto^{a,b}, E. Torassa^a, M. Tosi^{a,b}, M. Zanetti, P. Zotto^{a,b}, A. Zucchetta^{a,b,2}

INFN Sezione di Pavia^a, Università di Pavia^b, Pavia, Italy

A. Braghieri^a, A. Magnani^{a,b}, P. Montagna^{a,b}, S. P. Ratti^{a,b}, V. Re^a, C. Riccardi^{a,b}, P. Salvini^a, I. Vai^{a,b}, P. Vitulo^{a,b}

INFN Sezione di Perugia^a, Università di Perugia^b, Perugia, Italy

L. Alunni Solestizi^{a,b}, G. M. Bilei^a, D. Ciangottini^{a,b,2}, L. Fanò^{a,b}, P. Lariccia^{a,b}, G. Mantovani^{a,b}, M. Menichelli^a, A. Saha^a, A. Santocchia^{a,b}

INFN Sezione di Pisa^a, Università di Pisa^b, Scuola Normale Superiore di Pisa^c, Pisa, Italy

K. Androsov^{a,31}, P. Azzurri^{a,2}, G. Bagliesi^a, J. Bernardini^a, T. Boccali^a, R. Castaldi^a, M. A. Ciocci^{a,31}, R. Dell'Orso^a, S. Donato^{a,c,2}, G. Fedi, L. Foà^{a,c,†}, A. Giassi^a, M. T. Grippo^{a,31}, F. Ligabue^{a,c}, T. Lomtadze^a, L. Martini^{a,b}, A. Messineo^{a,b}, F. Palla^a, A. Rizzi^{a,b}, A. Savoy-Navarro^{a,32}, A. T. Serban^a, P. Spagnolo^a, R. Tenchini^a, G. Tonelli^{a,b}, A. Venturi^a, P. G. Verdini^a

INFN Sezione di Roma^a, Università di Roma^b, Rome, Italy

L. Barone^{a,b}, F. Cavallari^a, G. D'imperio^{a,b,2}, D. Del Re^{a,b,2}, M. Diemoz^a, S. Gelli^{a,b}, C. Jorda^a, E. Longo^{a,b}, F. Margaroli^{a,b}, P. Meridiani^a, G. Organtini^{a,b}, R. Paramatti^a, F. Preiato^{a,b}, S. Rahatlou^{a,b}, C. Rovelli^a, F. Santanastasio^{a,b}, P. Traczyk^{a,b,2}

INFN Sezione di Torino^a, Università di Torino^b, Torino, Italy, Università del Piemonte Orientale^c, Novara, Italy

N. Amapane^{a,b}, R. Arcidiacono^{a,c,2}, S. Argiro^{a,b}, M. Arneodo^{a,c}, R. Bellan^{a,b}, C. Biino^a, N. Cartiglia^a, M. Costa^{a,b}, R. Covarelli^{a,b}, A. Degano^{a,b}, N. Demaria^a, L. Finco^{a,b,2}, B. Kiani^{a,b}, C. Mariotti^a, S. Maselli^a, E. Migliore^{a,b}, V. Monaco^{a,b}, E. Monteil^{a,b}, M. M. Obertino^{a,b}, L. Pacher^{a,b}, N. Pastrone^a, M. Pelliccioni^a, G. L. Pinna Angioni^{a,b}, F. Ravera^{a,b}, A. Romero^{a,b}, M. Ruspa^{a,c}, R. Sacchi^{a,b}, A. Solano^{a,b}, A. Staiano^a

INFN Sezione di Trieste^a, Università di Trieste^b, Trieste, Italy

S. Belforte^a, V. Candelise^{a,b}, M. Casarsa^a, F. Cossutti^a, G. Della Ricca^{a,b}, B. Gobbo^a, C. La Licata^{a,b}, M. Marone^{a,b}, A. Schizzi^{a,b}, A. Zanetti^a

Kangwon National University, Chunchon, Korea

A. Kropivnitskaya, S. K. Nam

Kyungpook National University, Daegu, Korea

D. H. Kim, G. N. Kim, M. S. Kim, D. J. Kong, S. Lee, Y. D. Oh, A. Sakharov, D. C. Son

Chonbuk National University, Jeonju, Korea

J. A. Brochero Cifuentes, H. Kim, T. J. Kim

Chonnam National University, Institute for Universe and Elementary Particles, Kwangju, Korea

S. Song

Korea University, Seoul, Korea

S. Cho, S. Choi, Y. Go, D. Gyun, B. Hong, H. Kim, Y. Kim, B. Lee, K. Lee, K. S. Lee, S. Lee, J. Lim, S. K. Park, Y. Roh

Seoul National University, Seoul, Korea

H. D. Yoo

University of Seoul, Seoul, Korea

M. Choi, H. Kim, J. H. Kim, J. S. H. Lee, I. C. Park, G. Ryu, M. S. Ryu

Sungkyunkwan University, Suwon, Korea

Y. Choi, J. Goh, D. Kim, E. Kwon, J. Lee, I. Yu

Vilnius University, Vilnius, Lithuania

V. Dudenas, A. Juodagalvis, J. Vaitkus

National Centre for Particle Physics, Universiti Malaya, Kuala Lumpur, MalaysiaI. Ahmed, Z. A. Ibrahim, J. R. Komaragiri, M. A. B. Md Ali³³, F. Mohamad Idris³⁴, W. A. T. Wan Abdullah, M. N. Yusli, Z. Zolkapli**Centro de Investigacion y de Estudios Avanzados del IPN, Mexico City, Mexico**E. Casimiro Linares, H. Castilla-Valdez, E. De La Cruz-Burelo, I. Heredia-De La Cruz³⁵, A. Hernandez-Almada, R. Lopez-Fernandez, A. Sanchez-Hernandez**Universidad Iberoamericana, Mexico City, Mexico**

S. Carrillo Moreno, F. Vazquez Valencia

Benemerita Universidad Autonoma de Puebla, Puebla, Mexico

I. Pedraza, H. A. Salazar Ibarquen

Universidad Autónoma de San Luis Potosí, San Luis Potosí, Mexico

A. Morelos Pineda

University of Auckland, Auckland, New Zealand

D. Krofcheck

University of Canterbury, Christchurch, New Zealand

P. H. Butler

National Centre for Physics, Quaid-I-Azam University, Islamabad, Pakistan

A. Ahmad, M. Ahmad, Q. Hassan, H. R. Hoorani, W. A. Khan, T. Khurshid, M. Shoaib

National Centre for Nuclear Research, Swierk, Poland

H. Bialkowska, M. Bluj, B. Boimska, T. Frueboes, M. Górski, M. Kazana, K. Nawrocki, K. Romanowska-Rybinska, M. Szeleper, P. Zalewski

Institute of Experimental Physics, Faculty of Physics, University of Warsaw, Warsaw, PolandG. Brona, K. Bunkowski, A. Byszuk³⁶, K. Doroba, A. Kalinowski, M. Konecki, J. Krolikowski, M. Misiura, M. Olszewski, M. Walczak**Laboratório de Instrumentação e Física Experimental de Partículas, Lisboa, Portugal**

P. Bargassa, C. Beirão Da Cruz Silva, A. Di Francesco, P. Faccioli, P. G. Ferreira Parracho, M. Gallinaro, J. Hollar, N. Leonardo, L. Lloret Iglesias, F. Nguyen, J. Rodrigues Antunes, J. Seixas, O. Toldaiev, D. Vadrucchio, J. Varela, P. Vischia

Joint Institute for Nuclear Research, Dubna, RussiaS. Afanasiev, P. Bunin, M. Gavrilenko, I. Golutvin, I. Gorbunov, A. Kamenev, V. Karjavin, A. Lanev, A. Malakhov, V. Matveev^{37,38}, P. Moiseenz, V. Palichik, V. Perelygin, S. Shmatov, S. Shulha, N. Skatchkov, V. Smirnov, A. Zarubin

Petersburg Nuclear Physics Institute, Gatchina, St. Petersburg, Russia

V. Golovtsov, Y. Ivanov, V. Kim³⁹, E. Kuznetsova, P. Levchenko, V. Murzin, V. Oreshkin, I. Smirnov, V. Sulimov, L. Uvarov, S. Vavilov, A. Vorobyev

Institute for Nuclear Research, Moscow, Russia

Yu. Andreev, A. Dermenev, S. Gninenko, N. Golubev, A. Karneyeu, M. Kirsanov, N. Krasnikov, A. Pashenkov, D. Tlisov, A. Toropin

Institute for Theoretical and Experimental Physics, Moscow, Russia

V. Epshteyn, V. Gavrilov, N. Lychkovskaya, V. Popov, I. Pozdnyakov, G. Safronov, A. Spiridonov, E. Vlasov, A. Zhokin

National Research Nuclear University ‘Moscow Engineering Physics Institute’ (MEPhI), Moscow, Russia

A. Bylinkin, M. Chadeeva, R. Chistov, M. Danilov, V. Rusinov

P.N. Lebedev Physical Institute, Moscow, Russia

V. Andreev, M. Azarkin³⁸, I. Dremin³⁸, M. Kirakosyan, A. Leonidov³⁸, G. Mesyats, S. V. Rusakov

Skobeltsyn Institute of Nuclear Physics, Lomonosov Moscow State University, Moscow, Russia

A. Baskakov, A. Belyaev, E. Boos, M. Dubinin⁴⁰, L. Dudko, A. Ershov, A. Gribushin, V. Klyukhin, O. Kodolova, I. Lokhtin, I. Miagkov, S. Obraztsov, S. Petrushanko, V. Savrin, A. Snigirev

State Research Center of Russian Federation, Institute for High Energy Physics, Protvino, Russia

I. Azhgirey, I. Bayshev, S. Bitioukov, V. Kachanov, A. Kalinin, D. Konstantinov, V. Krychkin, V. Petrov, R. Ryutin, A. Sobol, L. Tourtchanovitch, S. Troshin, N. Tyurin, A. Uzunian, A. Volkov

Faculty of Physics and Vinca Institute of Nuclear Sciences, University of Belgrade, Belgrade, Serbia

P. Adzic⁴¹, P. Cirkovic, J. Milosevic, V. Rekovic

Centro de Investigaciones Energéticas Medioambientales y Tecnológicas (CIEMAT), Madrid, Spain

J. Alcaraz Maestre, E. Calvo, M. Cerrada, M. Chamizo Llatas, N. Colino, B. De La Cruz, A. Delgado Peris, A. Escalante Del Valle, C. Fernandez Bedoya, J. P. Fernández Ramos, J. Flix, M. C. Fouz, P. Garcia-Abia, O. Gonzalez Lopez, S. Goy Lopez, J. M. Hernandez, M. I. Josa, E. Navarro De Martino, A. Pérez-Calero Yzquierdo, J. Puerta Pelayo, A. Quintario Olmeda, I. Redondo, L. Romero, J. Santaolalla, M. S. Soares

Universidad Autónoma de Madrid, Madrid, Spain

C. Albajar, J. F. de Trocóniz, M. Missiroli, D. Moran

Universidad de Oviedo, Oviedo, Spain

J. Cuevas, J. Fernandez Menendez, S. Folgueras, I. Gonzalez Caballero, E. Palencia Cortezon, J. M. Vizan Garcia

Instituto de Física de Cantabria (IFCA), CSIC-Universidad de Cantabria, Santander, Spain

I. J. Cabrillo, A. Calderon, J. R. Castiñeiras De Saa, P. De Castro Manzano, M. Fernandez, J. Garcia-Ferrero, G. Gomez, A. Lopez Virto, J. Marco, R. Marco, C. Martinez Rivero, F. Matorras, J. Piedra Gomez, T. Rodrigo, A. Y. Rodríguez-Marrero, A. Ruiz-Jimeno, L. Scodellaro, N. Trevisani, I. Vila, R. Vilar Cortabitarte

CERN, European Organization for Nuclear Research, Geneva, Switzerland

D. Abbaneo, E. Auffray, G. Auzinger, M. Bachtis, P. Baillon, A. H. Ball, D. Barney, A. Benaglia, J. Bendavid, L. Benhabib, G. M. Berruti, P. Bloch, A. Bocci, A. Bonato, C. Botta, H. Breuker, T. Camporesi, R. Castello, G. Cerminara, M. D’Alfonso, D. d’Enterria, A. Dabrowski, V. Daponte, A. David, M. De Gruttola, F. De Guio, A. De Roeck, S. De Visscher, E. Di Marco⁴², M. Dobson, M. Dordevic, B. Dorney, T. du Pree, D. Duggan, M. Dünser, N. Dupont, A. Elliott-Peisert, G. Franzoni, J. Fulcher, W. Funk, D. Gigi, K. Gill, D. Giordano, M. Girone, F. Glege, R. Guida, S. Gundacker, M. Guthoff, J. Hammer, P. Harris, J. Hegeman, V. Innocente, P. Janot, H. Kirschenmann, M. J. Kortelainen, K. Kousouris, K. Krajczar, P. Lecoq, C. Lourenço, M. T. Lucchini, N. Magini, L. Malgeri, M. Mannelli, A. Martelli, L. Masetti, F. Meijers, S. Mersi, E. Meschi, F. Moortgat, S. Morovic, M. Mulders, M. V. Nemallapudi, H. Neugebauer, S. Orfanelli⁴³, L. Orsini, L. Pape, E. Perez, M. Peruzzi, A. Petrilli, G. Petrucciani, A. Pfeiffer, M. Pierini, D. Piparo, A. Racz, T. Reis, G. Rolandi⁴⁴, M. Rovere, M. Ruan, H. Sakulin, C. Schäfer, C. Schwick, M. Seidel, A. Sharma, P. Silva, M. Simon, P. Sphicas⁴⁵, J. Steggemann, B. Stieger, M. Stoye, Y. Takahashi, D. Treille, A. Triossi, A. Tsirou, G. I. Veres²¹, N. Wardle, H. K. Wöhri, A. Zagozdinska³⁶, W. D. Zeuner

Paul Scherrer Institut, Villigen, Switzerland

W. Bertl, K. Deiters, W. Erdmann, R. Horisberger, Q. Ingram, H. C. Kaestli, D. Kotlinski, U. Langenegger, T. Rohe

Institute for Particle Physics ETH Zurich, Zurich, Switzerland

F. Bachmair, L. Bäni, L. Bianchini, B. Casal, G. Dissertori, M. Dittmar, M. Donegà, P. Eller, C. Grab, C. Heidegger, D. Hits, J. Hoss, G. Kasieczka, P. Lecomte[†], W. Lustermann, B. Mangano, M. Marionneau, P. Martinez Ruiz del Arbol, M. Masciovecchio, M. T. Meinhard, D. Meister, F. Micheli, P. Musella, F. Nessi-Tedaldi, F. Pandolfi, J. Pata, F. Pauss, L. Perrozzi, M. Quittnat, M. Rossini, M. Schönenberger, A. Starodumov⁴⁶, M. Takahashi, V. R. Tavolaro, K. Theofilatos, R. Wallny

Universität Zürich, Zurich, Switzerland

T. K. Aarrestad, C. Amsler⁴⁷, L. Caminada, M. F. Canelli, V. Chiochia, A. De Cosa, C. Galloni, A. Hinzmann, T. Hreus, B. Kilminster, C. Lange, J. Ngadiuba, D. Pinna, G. Rauco, P. Robmann, D. Salerno, Y. Yang

National Central University, Chung-Li, Taiwan

M. Cardaci, K. H. Chen, T. H. Doan, Sh. Jain, R. Khurana, M. Konyushikhin, C. M. Kuo, W. Lin, Y. J. Lu, A. Pozdnyakov, S. S. Yu

National Taiwan University (NTU), Taipei, Taiwan

Arun Kumar, P. Chang, Y. H. Chang, Y. W. Chang, Y. Chao, K. F. Chen, P. H. Chen, C. Dietz, F. Fiori, U. Grundler, W.-S. Hou, Y. Hsiung, Y. F. Liu, R.-S. Lu, M. Miñano Moya, E. Petrakou, J. f. Tsai, Y. M. Tzeng

Faculty of Science, Department of Physics, Chulalongkorn University, Bangkok, Thailand

B. Asavapibhop, K. Kovitangoon, G. Singh, N. Srimanobhas, N. Suwonjandee

Cukurova University, Adana, Turkey

A. Adiguzel, S. Cerci⁴⁸, S. Damarseckin, Z. S. Demiroglu, C. Dozen, I. Dumanoglu, E. Eskut, F. H. Gecit, S. Girgis, G. Gokbulut, Y. Guler, E. Gurpinar, I. Hos, E. E. Kangal⁴⁹, A. Kayis Topaksu, G. Onengut⁵⁰, M. Ozcan, K. Ozdemir⁵¹, S. Ozturk⁵², A. Polatoz, C. Zorbilmez

Physics Department, Middle East Technical University, Ankara, Turkey

B. Bilin, S. Bilmis, B. Silidak⁵³, G. Karapinar⁵⁴, M. Yalvac, M. Zeyrek

Bogazici University, Istanbul, Turkey

E. Gülmez, M. Kaya⁵⁵, O. Kaya⁵⁶, E. A. Yetkin⁵⁷, T. Yetkin⁵⁸

Istanbul Technical University, Istanbul, Turkey

A. Cakir, K. Cankocak, S. Sen⁵⁹, F. I. Vardarli

Institute for Scintillation Materials of National Academy of Science of Ukraine, Kharkov, Ukraine

B. Grynyov

National Scientific Center, Kharkov Institute of Physics and Technology, Kharkov, Ukraine

L. Levchuk, P. Sorokin

University of Bristol, Bristol, UK

R. Aggleton, F. Ball, L. Beck, J. J. Brooke, E. Clement, D. Cussans, H. Flacher, J. Goldstein, M. Grimes, G. P. Heath, H. F. Heath, J. Jacob, L. Kreczko, C. Lucas, Z. Meng, D. M. Newbold⁶⁰, S. Paramesvaran, A. Poll, T. Sakuma, S. Seif El Nasr-storey, S. Senkin, D. Smith, V. J. Smith

Rutherford Appleton Laboratory, Didcot, UK

K. W. Bell, A. Belyaev⁶¹, C. Brew, R. M. Brown, L. Calligaris, D. Cieri, D. J. A. Cockerill, J. A. Coughlan, K. Harder, S. Harper, E. Olaiya, D. Petyt, C. H. Shepherd-Themistocleous, A. Thea, I. R. Tomalin, T. Williams, S. D. Worm

Imperial College, London, UK

M. Baber, R. Bainbridge, O. Buchmuller, A. Bundock, D. Burton, S. Casasso, M. Citron, D. Colling, L. Corpe, P. Dauncey, G. Davies, A. De Wit, M. Della Negra, P. Dunne, A. Elwood, D. Futyan, G. Hall, G. Iles, R. Lane, R. Lucas⁶⁰, L. Lyons, A.-M. Magnan, S. Malik, J. Nash, A. Nikitenko⁴⁶, J. Pela, M. Pesaresi, D. M. Raymond, A. Richards, A. Rose, C. Seez, A. Tapper, K. Uchida, M. Vazquez Acosta⁶², T. Virdee, S. C. Zenz

Brunel University, Uxbridge, UK

J. E. Cole, P. R. Hobson, A. Khan, P. Kyberd, D. Leslie, I. D. Reid, P. Symonds, L. Teodorescu, M. Turner

Baylor University, Waco, USA

A. Borzou, K. Call, J. Dittmann, K. Hatakeyama, H. Liu, N. Pastika

The University of Alabama, Tuscaloosa, USA

O. Charaf, S. I. Cooper, C. Henderson, P. Rumerio

Boston University, Boston, USA

D. Arcaro, A. Avetisyan, T. Bose, D. Gastler, D. Rankin, C. Richardson, J. Rohlf, L. Sulak, D. Zou

Brown University, Providence, USA

J. Alimena, E. Berry, D. Cutts, A. Ferapontov, A. Garabedian, J. Hakala, U. Heintz, O. Jesus, E. Laird, G. Landsberg, Z. Mao, M. Narain, S. Piperov, S. Sagir, R. Syarif

University of California, Davis, Davis, USA

R. Breedon, G. Breto, M. Calderon De La Barca Sanchez, S. Chauhan, M. Chertok, J. Conway, R. Conway, P. T. Cox, R. Erbacher, G. Funk, M. Gardner, W. Ko, R. Lander, C. Mclean, M. Mulhearn, D. Pellett, J. Pilot, F. Ricci-Tam, S. Shalhout, J. Smith, M. Squires, D. Stolp, M. Tripathi, S. Wilbur, R. Yohay

University of California, Los Angeles, USA

R. Cousins, P. Everaerts, A. Florent, J. Hauser, M. Ignatenko, D. Saltzberg, E. Takasugi, V. Valuev, M. Weber

University of California, Riverside, Riverside, USA

K. Burt, R. Clare, J. Ellison, J. W. Gary, G. Hanson, J. Heilman, M. Ivova Paneva, P. Jandir, E. Kennedy, F. Lacroix, O. R. Long, M. Malberti, M. Olmedo Negrete, A. Shrinivas, H. Wei, S. Wimpenny, B. R. Yates

University of California, San Diego, La Jolla, USA

J. G. Branson, G. B. Cerati, S. Cittolin, R. T. D'Agnolo, M. Derdzinski, A. Holzner, R. Kelley, D. Klein, J. Letts, I. Macneill, D. Olivito, S. Padhi, M. Pieri, M. Sani, V. Sharma, S. Simon, M. Tadel, A. Vartak, S. Wasserbaech⁶³, C. Welke, F. Würthwein, A. Yagil, G. Zevi Della Porta

University of California, Santa Barbara, Santa Barbara, USA

J. Bradmiller-Feld, C. Campagnari, A. Dishaw, V. Dutta, K. Flowers, M. Franco Sevilla, P. Geffert, C. George, F. Golf, L. Gouskos, J. Gran, J. Incandela, N. Mccoll, S. D. Mullin, J. Richman, D. Stuart, I. Suarez, C. West, J. Yoo

California Institute of Technology, Pasadena, USA

D. Anderson, A. Apresyan, A. Bornheim, J. Bunn, Y. Chen, J. Duarte, A. Mott, H. B. Newman, C. Pena, M. Spiropulu, J. R. Vlimant, S. Xie, R. Y. Zhu

Carnegie Mellon University, Pittsburgh, USA

M. B. Andrews, V. Azzolini, A. Calamba, B. Carlson, T. Ferguson, M. Paulini, J. Russ, M. Sun, H. Vogel, I. Vorobiev

University of Colorado Boulder, Boulder, USA

J. P. Cumalat, W. T. Ford, A. Gaz, F. Jensen, A. Johnson, M. Krohn, T. Mulholland, U. Nauenberg, K. Stenson, S. R. Wagner

Cornell University, Ithaca, USA

J. Alexander, A. Chatterjee, J. Chaves, J. Chu, S. Dittmer, N. Eggert, N. Mirman, G. Nicolas Kaufman, J. R. Patterson, A. Rinkevicius, A. Ryd, L. Skinnari, L. Soffi, W. Sun, S. M. Tan, W. D. Teo, J. Thom, J. Thompson, J. Tucker, Y. Weng, P. Wittich

Fermi National Accelerator Laboratory, Batavia, USA

S. Abdullin, M. Albrow, G. Apollinari, S. Banerjee, L. A. T. Bauerdick, A. Beretvas, J. Berryhill, P. C. Bhat, G. Bolla, K. Burkett, J. N. Butler, H. W. K. Cheung, F. Chlebana, S. Cihangir, V. D. Elvira, I. Fisk, J. Freeman, E. Gottschalk, L. Gray, D. Green, S. Grünendahl, O. Gutsche, J. Hanlon, D. Hare, R. M. Harris, S. Hasegawa, J. Hirschauer, Z. Hu, B. Jayatilaka, S. Jindariani, M. Johnson, U. Joshi, B. Klima, B. Kreis, S. Lammel, J. Linacre, D. Lincoln, R. Lipton, T. Liu, R. Lopes De Sá, J. Lykken, K. Maeshima, J. M. Marraffino, S. Maruyama, D. Mason, P. McBride, P. Merkel, S. Mrenna, S. Nahn, C. Newman-Holmes[†], V. O'Dell, K. Pedro, O. Prokofyev, G. Rakness, E. Sexton-Kennedy, A. Soha,

W. J. Spalding, L. Spiegel, S. Stoynev, N. Strobbe, L. Taylor, S. Tkaczyk, N. V. Tran, L. Uplegger, E. W. Vaandering, C. Vernieri, M. Verzocchi, R. Vidal, M. Wang, H. A. Weber, A. Whitbeck

University of Florida, Gainesville, USA

D. Acosta, P. Avery, P. Bortignon, D. Bourilkov, A. Brinkerhoff, A. Carnes, M. Carver, D. Curry, S. Das, R. D. Field, I. K. Furic, S. V. Gleyzer, J. Konigsberg, A. Korytov, K. Kotov, P. Ma, K. Matchev, H. Mei, P. Milenovic⁶⁴, G. Mitselmakher, D. Rank, R. Rossin, L. Shchutska, M. Snowball, D. Sperka, N. Terentyev, L. Thomas, J. Wang, S. Wang, J. Yelton

Florida International University, Miami, USA

S. Hewamanage, S. Linn, P. Markowitz, G. Martinez, J. L. Rodriguez

Florida State University, Tallahassee, USA

A. Ackert, J. R. Adams, T. Adams, A. Askew, S. Bein, J. Bochenek, B. Diamond, J. Haas, S. Hagopian, V. Hagopian, K. F. Johnson, A. Khatiwada, H. Prosper, M. Weinberg

Florida Institute of Technology, Melbourne, USA

M. M. Baarmand, V. Bhopatkar, S. Colafranceschi⁶⁵, M. Hohmann, H. Kalakhety, D. Noonan, T. Roy, F. Yumiceva

University of Illinois at Chicago (UIC), Chicago, USA

M. R. Adams, L. Apanasevich, D. Berry, R. R. Betts, I. Bucinskaite, R. Cavanaugh, O. Evdokimov, L. Gauthier, C. E. Gerber, D. J. Hofman, P. Kurt, C. O'Brien, I. D. Sandoval Gonzalez, P. Turner, N. Varelas, Z. Wu, M. Zakaria, J. Zhang

The University of Iowa, Iowa City, USA

B. Bilki⁶⁶, W. Clarida, K. Dilsiz, S. Durgut, R. P. Gandrajula, M. Haytmyradov, V. Khristenko, J.-P. Merlo, H. Mermerkaya⁶⁷, A. Mestvirishvili, A. Moeller, J. Nachtman, H. Ogul, Y. Onel, F. Ozok⁶⁸, A. Penzo, C. Snyder, E. Tiras, J. Wetzel, K. Yi

Johns Hopkins University, Baltimore, USA

I. Anderson, B. A. Barnett, B. Blumenfeld, N. Eminizer, D. Fehling, L. Feng, A. V. Gritsan, P. Maksimovic, M. Osherson, J. Roskes, A. Sady, U. Sarica, M. Swartz, M. Xiao, Y. Xin, C. You

The University of Kansas, Lawrence, USA

P. Baringer, A. Bean, G. Benelli, C. Bruner, R. P. Kenny III, D. Majumder, M. Malek, W. Mcbrayer, M. Murray, S. Sanders, R. Stringer, Q. Wang

Kansas State University, Manhattan, USA

A. Ivanov, K. Kaadze, S. Khalil, M. Makouski, Y. Maravin, A. Mohammadi, L. K. Saini, N. Skhirtladze, S. Toda

Lawrence Livermore National Laboratory, Livermore, USA

D. Lange, F. Rebassoo, D. Wright

University of Maryland, College Park, USA

C. Anelli, A. Baden, O. Baron, A. Belloni, B. Calvert, S. C. Eno, C. Ferraioli, J. A. Gomez, N. J. Hadley, S. Jabeen, R. G. Kellogg, T. Kolberg, J. Kunkle, Y. Lu, A. C. Mignerey, Y. H. Shin, A. Skuja, M. B. Tonjes, S. C. Tonwar

Massachusetts Institute of Technology, Cambridge, USA

A. Apyan, R. Barbieri, A. Baty, K. Bierwagen, S. Brandt, W. Busza, I. A. Cali, Z. Demiragli, L. Di Matteo, G. Gomez Ceballos, M. Goncharov, D. Gulhan, Y. Iiyama, G. M. Innocenti, M. Klute, D. Kovalskyi, Y. S. Lai, Y.-J. Lee, A. Levin, P. D. Luckey, A. C. Marini, C. McGinn, C. Mironov, S. Narayanan, X. Niu, C. Paus, C. Roland, G. Roland, J. Salfeld-Nebgen, G. S. F. Stephans, K. Sumorok, M. Varma, D. Velicanu, J. Veverka, J. Wang, T. W. Wang, B. Wyslouch, M. Yang, V. Zhukova

University of Minnesota, Minneapolis, USA

A. C. Benvenuti, B. Dahmes, A. Evans, A. Finkel, A. Gude, P. Hansen, S. Kalafut, S. C. Kao, K. Klapoetke, Y. Kubota, Z. Lesko, J. Mans, S. Nourbakhsh, N. Ruckstuhl, R. Rusack, N. Tambe, J. Turkewitz

University of Mississippi, Oxford, USA

J. G. Acosta, S. Oliveros

University of Nebraska-Lincoln, Lincoln, USA

E. Avdeeva, R. Bartek, K. Bloom, S. Bose, D. R. Claes, A. Dominguez, C. Fangmeier, R. Gonzalez Suarez, R. Kamalieddin, D. Knowlton, I. Kravchenko, F. Meier, J. Monroy, F. Ratnikov, J. E. Siado, G. R. Snow

State University of New York at Buffalo, Buffalo, USA

M. Alyari, J. Dolen, J. George, A. Godshalk, C. Harrington, I. Iashvili, J. Kaisen, A. Kharchilava, A. Kumar, S. Rappoccio, B. Roozbahani

Northeastern University, Boston, USA

G. Alverson, E. Barberis, D. Baumgartel, M. Chasco, A. Hortiangtham, A. Massironi, D. M. Morse, D. Nash, T. Orimoto, R. Teixeira De Lima, D. Trocino, R.-J. Wang, D. Wood, J. Zhang

Northwestern University, Evanston, USA

S. Bhattacharya, K. A. Hahn, A. Kubik, J. F. Low, N. Mucia, N. Odell, B. Pollack, M. Schmitt, K. Sung, M. Trovato, M. Velasco

University of Notre Dame, Notre Dame, USA

N. Dev, M. Hildreth, C. Jessop, D. J. Karmgard, N. Kellams, K. Lannon, N. Marinelli, F. Meng, C. Mueller, Y. Musienko³⁷, M. Planer, A. Reinsvold, R. Ruchti, G. Smith, S. Taroni, N. Valls, M. Wayne, M. Wolf, A. Woodard

The Ohio State University, Columbus, USA

L. Antonelli, J. Brinson, B. Bylsma, L. S. Durkin, S. Flowers, A. Hart, C. Hill, R. Hughes, W. Ji, T. Y. Ling, B. Liu, W. Luo, D. Puigh, M. Rodenburg, B. L. Winer, H. W. Wulsin

Princeton University, Princeton, USA

O. Driga, P. Elmer, J. Hardenbrook, P. Hebda, S. A. Koay, P. Lujan, D. Marlow, T. Medvedeva, M. Mooney, J. Olsen, C. Palmer, P. Piroué, D. Stickland, C. Tully, A. Zuranski

University of Puerto Rico, Mayagüez, USA

S. Malik

Purdue University, West Lafayette, USA

A. Barker, V. E. Barnes, D. Benedetti, D. Bortoletto, L. Gutay, M. K. Jha, M. Jones, A. W. Jung, K. Jung, A. Kumar, D. H. Miller, N. Neumeister, B. C. Radburn-Smith, X. Shi, I. Shipsey, D. Silvers, J. Sun, A. Svyatkovskiy, F. Wang, W. Xie, L. Xu

Purdue University Calumet, Hammond, USA

N. Parashar, J. Stupak

Rice University, Houston, USA

A. Adair, B. Akgun, Z. Chen, K. M. Ecklund, F. J. M. Geurts, M. Guilbaud, W. Li, B. Michlin, M. Northup, B. P. Padley, R. Redjimi, J. Roberts, J. Rorie, Z. Tu, J. Zabel

University of Rochester, Rochester, USA

B. Betchart, A. Bodek, P. de Barbaro, R. Demina, Y. Eshaq, T. Ferbel, M. Galanti, A. Garcia-Bellido, J. Han, A. Harel, O. Hindrichs, A. Khukhunaishvili, K. H. Lo, G. Petrillo, P. Tan, M. Verzetti

Rutgers, The State University of New Jersey, Piscataway, USA

J. P. Chou, E. Contreras-Campana, D. Ferencek, Y. Gershtein, E. Halkiadakis, M. Heindl, D. Hidas, E. Hughes, S. Kaplan, R. Kunnawalkam Elayavalli, A. Lath, K. Nash, H. Saka, S. Salur, S. Schnetzer, D. Sheffield, S. Somalwar, R. Stone, S. Thomas, P. Thomassen, M. Walker

University of Tennessee, Knoxville, USA

M. Foerster, G. Riley, K. Rose, S. Spanier, K. Thapa

Texas A&M University, College Station, USA

O. Bouhali⁶⁹, A. Castaneda Hernandez⁶⁹, A. Celik, M. Dalchenko, M. De Mattia, A. Delgado, S. Dildick, R. Eusebi, J. Gilmore, T. Huang, T. Kamon⁷⁰, V. Krutelyov, R. Mueller, I. Osipenkov, Y. Pakhotin, R. Patel, A. Perloff, A. Rose, A. Safonov, A. Tatarinov, K. A. Ulmer²

Texas Tech University, Lubbock, USA

N. Akchurin, C. Cowden, J. Damgov, C. Dragoiu, P. R. Duerdo, J. Faulkner, S. Kunori, K. Lamichhane, S. W. Lee, T. Libeiro, S. Undleeb, I. Volobouev

Vanderbilt University, Nashville, USA

E. Appelt, A. G. Delannoy, S. Greene, A. Gurrola, R. Janjam, W. Johns, C. Maguire, Y. Mao, A. Melo, H. Ni, P. Sheldon, S. Tuo, J. Velkovska, Q. Xu

University of Virginia, Charlottesville, USA

M. W. Arenton, B. Cox, B. Francis, J. Goodell, R. Hirosky, A. Ledovskoy, H. Li, C. Lin, C. Neu, T. Sinthuprasith, X. Sun, Y. Wang, E. Wolfe, J. Wood, F. Xia

Wayne State University, Detroit, USA

C. Clarke, R. Harr, P. E. Karchin, C. Kottachchi Kankanamge Don, P. Lamichhane, J. Sturdy

University of Wisconsin—Madison, Madison, WI, USA

D. A. Belknap, D. Carlsmith, M. Cepeda, S. Dasu, L. Dodd, S. Duric, B. Gomber, M. Grothe, M. Herndon, A. Hervé, P. Klabbers, A. Lanaro, A. Levine, K. Long, R. Loveless, A. Mohapatra, I. Ojalvo, T. Perry, G. A. Pierro, G. Polese, T. Ruggles, T. Sarangi, A. Savin, A. Sharma, N. Smith, W. H. Smith, D. Taylor, P. Verwilligen, N. Woods

† Deceased

- 1: Also at Vienna University of Technology, Vienna, Austria
- 2: Also at CERN, European Organization for Nuclear Research, Geneva, Switzerland
- 3: Also at State Key Laboratory of Nuclear Physics and Technology, Peking University, Beijing, China
- 4: Also at Institut Pluridisciplinaire Hubert Curien, Université de Strasbourg, Université de Haute Alsace Mulhouse, CNRS/IN2P3, Strasbourg, France
- 5: Also at National Institute of Chemical Physics and Biophysics, Tallinn, Estonia
- 6: Also at Skobeltsyn Institute of Nuclear Physics, Lomonosov Moscow State University, Moscow, Russia
- 7: Also at Universidade Estadual de Campinas, Campinas, Brazil
- 8: Also at Centre National de la Recherche Scientifique (CNRS) - IN2P3, Paris, France
- 9: Also at Laboratoire Leprince-Ringuet, Ecole Polytechnique, IN2P3-CNRS, Palaiseau, France
- 10: Also at Joint Institute for Nuclear Research, Dubna, Russia
- 11: Also at Ain Shams University, Cairo, Egypt
- 12: Also at Zewail City of Science and Technology, Zewail, Egypt
- 13: Also at British University in Egypt, Cairo, Egypt
- 14: Also at Université de Haute Alsace, Mulhouse, France
- 15: Also at Tbilisi State University, Tbilisi, Georgia
- 16: Also at Ilia State University, Tbilisi, Georgia
- 17: Also at RWTH Aachen University, III. Physikalisches Institut A, Aachen, Germany
- 18: Also at University of Hamburg, Hamburg, Germany
- 19: Also at Brandenburg University of Technology, Cottbus, Germany
- 20: Also at Institute of Nuclear Research ATOMKI, Debrecen, Hungary
- 21: Also at Eötvös Loránd University, Budapest, Hungary
- 22: Also at University of Debrecen, Debrecen, Hungary
- 23: Also at Wigner Research Centre for Physics, Budapest, Hungary
- 24: Also at Indian Institute of Science Education and Research, Bhopal, India
- 25: Also at University of Visva-Bharati, Santiniketan, India
- 26: Now at King Abdulaziz University, Jeddah, Saudi Arabia
- 27: Also at University of Ruhuna, Matara, Sri Lanka
- 28: Also at Isfahan University of Technology, Isfahan, Iran
- 29: Also at University of Tehran, Department of Engineering Science, Tehran, Iran
- 30: Also at Plasma Physics Research Center, Science and Research Branch, Islamic Azad University, Tehran, Iran
- 31: Also at Università degli Studi di Siena, Siena, Italy
- 32: Also at Purdue University, West Lafayette, USA
- 33: Also at International Islamic University of Malaysia, Kuala Lumpur, Malaysia

- 34: Also at Malaysian Nuclear Agency, MOSTI, Kajang, Malaysia
- 35: Also at Consejo Nacional de Ciencia y Tecnología, Mexico city, Mexico
- 36: Also at Warsaw University of Technology, Institute of Electronic Systems, Warsaw, Poland
- 37: Also at Institute for Nuclear Research, Moscow, Russia
- 38: Now at National Research Nuclear University 'Moscow Engineering Physics Institute' (MEPhI), Moscow, Russia
- 39: Also at St. Petersburg State Polytechnical University, St. Petersburg, Russia
- 40: Also at California Institute of Technology, Pasadena, USA
- 41: Also at Faculty of Physics, University of Belgrade, Belgrade, Serbia
- 42: Also at INFN Sezione di Roma; Università di Roma, Rome, Italy
- 43: Also at National Technical University of Athens, Athens, Greece
- 44: Also at Scuola Normale e Sezione dell'INFN, Pisa, Italy
- 45: Also at National and Kapodistrian University of Athens, Athens, Greece
- 46: Also at Institute for Theoretical and Experimental Physics, Moscow, Russia
- 47: Also at Albert Einstein Center for Fundamental Physics, Bern, Switzerland
- 48: Also at Adiyaman University, Adiyaman, Turkey
- 49: Also at Mersin University, Mersin, Turkey
- 50: Also at Cag University, Mersin, Turkey
- 51: Also at Piri Reis University, Istanbul, Turkey
- 52: Also at Gaziosmanpasa University, Tokat, Turkey
- 53: Also at Ozyegin University, Istanbul, Turkey
- 54: Also at Izmir Institute of Technology, Izmir, Turkey
- 55: Also at Marmara University, Istanbul, Turkey
- 56: Also at Kafkas University, Kars, Turkey
- 57: Also at Istanbul Bilgi University, Istanbul, Turkey
- 58: Also at Yildiz Technical University, Istanbul, Turkey
- 59: Also at Hacettepe University, Ankara, Turkey
- 60: Also at Rutherford Appleton Laboratory, Didcot, UK
- 61: Also at School of Physics and Astronomy, University of Southampton, Southampton, UK
- 62: Also at Instituto de Astrofísica de Canarias, La Laguna, Spain
- 63: Also at Utah Valley University, Orem, USA
- 64: Also at University of Belgrade, Faculty of Physics and Vinca Institute of Nuclear Sciences, Belgrade, Serbia
- 65: Also at Facoltà Ingegneria, Università di Roma, Rome, Italy
- 66: Also at Argonne National Laboratory, Argonne, USA
- 67: Also at Erzincan University, Erzincan, Turkey
- 68: Also at Mimar Sinan University, Istanbul, Istanbul, Turkey
- 69: Also at Texas A&M University at Qatar, Doha, Qatar
- 70: Also at Kyungpook National University, Daegu, Korea